圆柱滚子轴承
Cylindrical Roller Bearing

基本类型
Basic type

圆柱滚子轴承的类型按其挡边形式的不同来划分。NU型轴承外圈有两个挡边，内圈无挡边。N型轴承内圈有两个挡边，外圈无挡边。

NU型和N型圆柱滚子轴承用于浮动端。它们是可分离轴承，便于安装和拆卸，内外套圈都可采用紧配合。

NJ型圆柱滚子轴承外圈有两个挡边，内圈有挡边，可以承受一个方向的轴向力。

NUP型圆柱滚子轴承被用于固定端，可以承受两个方向的轴向力。这类轴承外圈有两个挡边，内圈有一个固定挡边和一个活动挡边。一个NJ型圆柱滚子轴承和一个角圈HJ组成一个类似NUP型的固定端轴承。

圆柱滚子轴承的增强型可承载大负荷，其基本设计为2E，22E，3E和23E系列。它们的滚子被设计成能承受最大负荷。

Cylindrical roller bearings are classified by the rib types. The outer ring of a NU-type bearing has two ribs and the inner ring has no rib. The inner ring of a N-type bearing has two rib and the outer ring has no rib.
NU-type and N-type cylindrical roller bearings are used at a floating end. As separable bearings, they are easy for assembly and dismantle, with tight fit suitable for both inner and outer rings.
The outer ring of a NJ-type cylindrical roller bearing has two ribs and the inner ring has one, being able to endure the axial force in one direction.
A NUP-type cylindrical roller bearing is used at an fixed end, being able to endure the axial forces in two directions. The outer rings of such bearings have two ribs each, and the inner rings have one fixed rib and one movable rib each. One NJ-type cylindrical roller bearing and one angle ring HJ make up of a fixed-end bearing similar to NUP type.
The enhanced cylindrical roller bearing can carry a high load, with 2E, 22E, 3E and 23E series as the basic designs. Their rollers are designed to carry a maximum load.

单列圆柱滚子轴承 Single-row cylindrical roller bearing

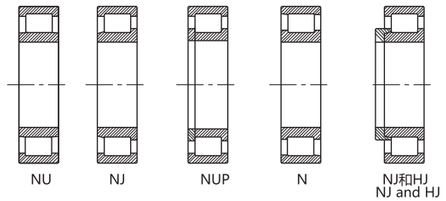

后缀
Suffix

E　加强型
M，M1 滚子引导的机加工黄铜实体保持架
TVP2 滚子引导的窗式玻璃纤维增强型聚酰胺实体保持架
X*　依据标准更改的内部结构
*带有后缀EX的轴承其内部结构按照1994年2月修正版DIN5412的第1部分要求作了更改。
原先的同尺寸E型结构轴承的元件不能替换该新设计的圆柱滚子轴承中的元件。

E　Strengthened type
M,M1　Solid cage in brass, machined and roller-guided
TVP2　Window solid cage in glass fiber reinforced polyamide and roller-guided
X*　Internal structure updated to relevant standard
* The internal structures for those bearings with a suffix EX are updated in accordance with Part 1, DIN5412 as revised on Feb., 1994.
The elements with the same sizes from the original bearing in E-type structure can not replace that of the newly designed cylindrical roller bearing.

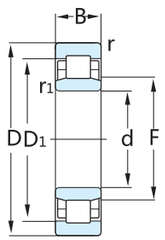

NU型
NU Type

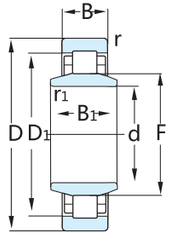

NUB型
NUB Type

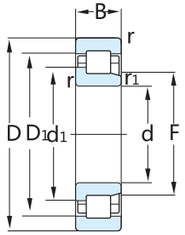

NJ型
NJ Type

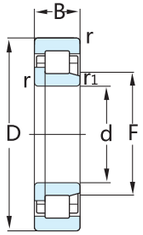

NJP型
NJP Type

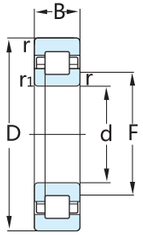

NUP型
NUP Type

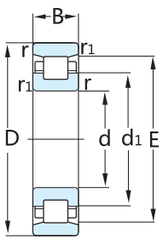

N型
N Type

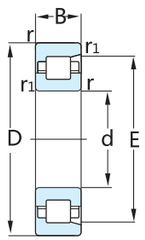

NF型
NF Type

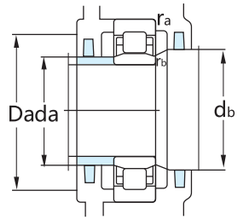

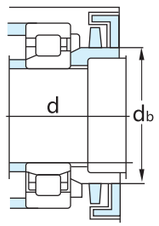

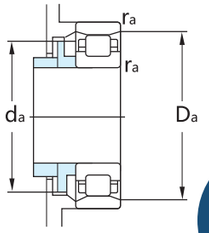

B

基本尺寸 Basic Size d mm	D	B/B1	基本额定负荷 Basic load rating 动态dynamic C kN	静态static C0	代号 Code -	额定转速 Speed Ratings 参考转速 Reference Speed r/min	极限转速 Limiting Speed	质量 Mass kg	尺寸 Dimensions d1 ≈ mm	D1 ≈	F,E	r1,2 min	r3,4 min	s1)	挡肩及倒角尺寸 Abutment and chamfer dimensions da min mm	da max	db min	Da max	Da min	ra max	rb max
70	125	24	137	137	**NU214EM**	6000	6300	1.35		108.3	83.5	1.5	1.5	1.2	79	81	86	115.4		1.5	1.5
	125	24	137	137	**NJ214EM**	6000	6300	1.38	89.4	108.3	83.5	1.5	1.5	2.2	79	81	92	115.4		1.5	
	125	24	137	137	**NUP214EM**	6000	6300	1.4	89.4	108.3	83.5	1.5	1.5		79		92	115.4		1.5	
	125	31	180	193	**NU2214EM**	6000	6300	1.5		108.2	83.5	1.5	1.5	1.7	79	81	86	115.4		1.5	1.5
	125	31	180	193	**NUP2214EM**	6000	6300	1.55	89.4	108.2	83.5	1.5	1.5		79		92	115.4		1.5	
	150	35	236	228	**N314M**	4800	5600	3.12	97.3		133	2.1	2.1	1.8	82	130	136	138		2	2
	150	35	236	228	**NU314M**	4800	5600	3.17		125.6	89	2.1	2.1	1.8	82	86	92	137.5		2	2
	150	35	236	228	**NJ314M**	4800	5600	3.17	97.3	125.6	89	2.1	2.1	1.8	82	86	100	137.5		2	
	150	35	236	228	**NUP314M**	4800	5600	2.85	97.3	125.6	89	2.1	2.1		82		100	137.5		2	
	150	35	236	228	**NUP314EM**	4800	5600	2.9	97.3	125.6	89	2.1	2.1		82		100	137.5		2	
	125	39.69	151	232	**NU5214M**	4500	5300	2.27			130	1.5	1.5		76.5	82.5	86.5	118.5		1	1
	150	51	315	325	**N2314M**	4800	5600	4.4	97.3	125.6	89	2.1	2.1		82					2.1	2.1
	150	51	315	325	**NU2314M**	4800	5600	4.48		125.6	89	2.1	2.1	4.8	82	86	92	137.5		2	2
	150	51	315	325	**NJ2314M**	4800	5600	4.56	97.3	125.6	89	2.1	2.1	4.8	82	86	100	137.5		2	
	180	42	229	240	**NJ414**	4300	5000	6.06	110	141	100	3	3	3.5	87	97	113	164		2.5	
75	130	25	150	156	**NU215E**	5600	6000	1.62		113.3	88.5	1.5	1.5	1.2	84	86	91	121.5		1.5	1.5
	130	31	186	208	**NU2215EM**	5600	6000	1.85		113.2	88.5	1.5	1.5	1.7	84	86	91	121.5		1.5	1.5
	130	31	186	208	**NJ2215EM**	5600	6000	1.93	94.3	113.2	88.5	1.5	1.5	1.7	84	86	97	121.5		1.5	
	130	41.28	185	268	**NU5215M**	4000	4000	2.49			89	1.5	1.5		81.5	92	91	123.5		1	1
	160	37	280	265	**N315M**	4500	5300	3.71	104		143	2.1	2.1	1.8	87	140	146	148		2	2
	160	37	280	265	**NU315M**	4500	5300	3.76		135	95	2.1	2.1	1.8	87	92	97	148		2	2
	160	37	280	265	**NJ315M**	4500	5300	3.834	104	135	95	2.1	2.1	1.8	87	92	97	148		2	2
	160	55	380	400	**NJ2315M**	4500	5300	5.86	104	135	95	2.1	2.1	4.8	87	92	107	148		2	2
	160	55	380	400	**NJ2315EM**	4500	5300	5.6	104	135	95	2.1	2.1	4.8	87	92	107	148		2	2
	160	55	380	400	**NU2315M**	4500	5300	5.75		135	95	2.1	2.1	4.8	87	92	97	148		2	2
	160	55	380	400	**NU2315EM**	4500	5300	5.51		135	95	2.1	2.1	4.8	87	92	97	148		2	2
	160	55	380	400	**NUP2315EM**	4500	5300	5.74	104	135	95	2.1	2.1		87		107	148		2	
	160	68.3			**NU3315M**			6.62			95.5	2.1	2.1		86	93	97	149		2.1	2.1
	190	45	250	272	**NJ415**	3200	4000	7.1			104.5	3	3		88	103	107	177		2.5	2.5

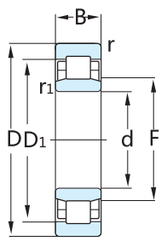

NU型
NU Type

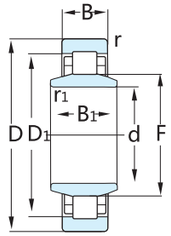

NUB型
NUB Type

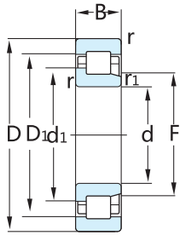

NJ型
NJ Type

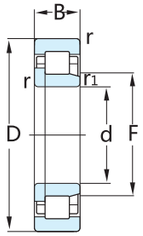

NJP型
NJP Type

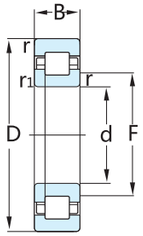

NUP型
NUP Type

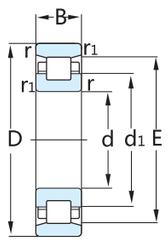

N型
N Type

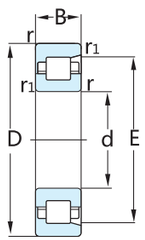

NF型
NF Type

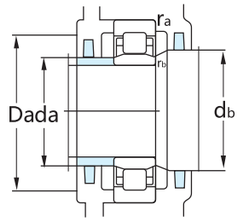

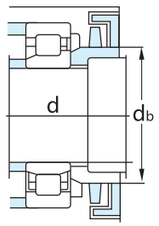

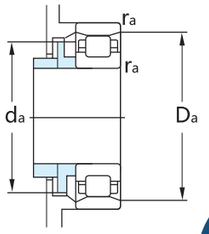

B

基本尺寸 Basic Size d mm	D	B/B1	基本额定负荷 Basic load rating 动态dynamic C kN	静态static C0	代号 Code -
80	125	22	64.4	78	**N1016M**
	125	22	64.4	78	**NU1016M**
	125	22	64.4	78	**NJ1016M**
	140	26	160	166	**N216EM**
	140	26	160	166	**NU216EM**
	140	26	160	166	**NJ216EM**
	140	26	160	166	**NUP216EM**
	140	33	212	245	**NUP2216EM**
	140	33	212	245	**NU2216EM**
	140	33	212	245	**NJ2216EM**
	140	44.45	197	305	**NU5216M**
	170	39	300	290	**N316EM**
	170	39	300	290	**NU316E**
	170	39	300	290	**NU316EM**
	170	39	300	290	**NJ316EM**
	170	58	415	440	**N2316EM**
	170	58	415	440	**NU2316EM**
	170	58	415	440	**NJ2316E**
	170	58	415	440	**NJ2316EM**
	170	58	415	440	**NUP2316EM**
	200	48	303	320	**N416M**
	200	48	303	320	**NU416M**
	200	48	303	320	**NJ416M**
85	130	22	68.2	86.5	**NU1017ML**
	150	28	190	200	**N217EM**
	150	28	190	200	**NU217EM**
	150	28	190	200	**NJ217EM**
	150	28	190	200	**NUP217EM**
	150	49.21	229	350	**NU5217M**
	180	41	340	334	**N317M**
	180	41	340	334	**NJ317M**
	180	41	340	334	**NU317M**
	180	60	340	334	**NJ2317M**
	180	60	340	334	**NJ2317E**
	180	60	340	334	**NU2317M**

额定转速 Speed Ratings 参考转速 Reference Speed r/min	极限转速 Limiting Speed	质量 Mass kg	尺寸 Dimensions d1 ≈ mm	D1 ≈	F,E	r1,2 min	r3,4 min	s1)	挡肩及倒角尺寸 Abutment and chamfer dimensions da min mm	da max	db min	Da max	Da min	ra max	rb max
6300	6300	1.01			113.5	1.1	1	3.3	86	110		119		1	1
6300	6300	1.03		108.55	91.5	1.1	1	3.3	86	90	94	119		1	1
6300	6300	1.06	96.2	111.6	91.5	1.1	1	1.5	86	90	99	119		1	1
5300	5600	1.7	101		127.3	2	2	1.4	90	125	130	131		2	2
5300	5600	1.72		121.7	95.3	2	2	1.4	90	93	98	129.8		2	2
5300	5600	1.75	101	121.7	95.3	2	2	1.4	90	93	104	129.8		2	
5300	5600	1.75	101	121.7	95.3	2	2		90		104	129.8		2	
5300	5600	2.31	101	121.7	95.3	2	2		90		104	129.8		2	
5300	5600	2.33		121.7	95.3	2	2	1.4	90	93	98	129.8		2	2
5300	5600	2.37	101	121.7	95.3	2	2	1.4	90	93	104	129.8		2	
4000	4800	3.04			95.28	2	2		88	93	97	132		1.5	1.5
4300	5000	4.51	110		151	2.1	2.1	2.1	92	148	154	157		2	2
4300	5000	3.85		142.7	101	2.1	2.1	2.1	92	98	104	157.8		2	2
4300	5000	4.53		142.7	101	2.1	2.1	2.1	92	98	104	157.8		2	2
4300	5000	4.6	110	142.7	101	2.1	2.1	2.1	92	98	113	157.8		2	2
4300	5000	6.63	110		101	2.1	2.1	5.1	92	98	113	157.8		2	2
4300	5000	6.7		142.7	101	2.1	2.1	5.1	92	98	104	157.8		2	2
4300	5000	6.47	110	142.7	101	2.1	2.1	5.1	92	98	113	157.8		2	2
4300	5000	6.83	110	142.7	101	2.1	2.1	5.1	92	98	113	157.8		2	2
4300	5000	6.93	110	142.7	101	2.1	2.1		92		113	157.8		2	2
3800	4500	8.39	122		110	3	3	3.7	96	107	112	184		2.5	2.5
3800	4500	8.2		158.1	110	3	3	3.7	96	107	112	184		2.5	2.5
3800	4500	8.33	122	158.1	110	3	3	3.7	96	107	125	184		2.5	
6000	9000	0.997		114	96.5	1.1	1	3.3	91	94	99	123		1	1
4800	5300	2.25	107		136.5	2	2	1.5	96	134	139	140		2	2
4800	5300	2.26		130.3	100.5	2	2	1.5	96	98	103	138.5		2	2
4800	5300	2.3	107	130.3	100.5	2	2	1.5	96	98	110	138.5		2	
4800	5300	2.34	107	130.3	100.5	2	2		96		110	138.5		2	
3800	4500	3.874			102	2	2		94	100	104	141		1.5	1.5
4000	4800	5.19	117		160	3	3	2.3	99	157	163	166		2.5	2.5
4000	4800	5.29	117	151.4	108	3	3	2.3	99	105	120	165.5		2.5	
4000	4800	5.29		151.4	108	3	3	2.3	99	105	111	165.5		2.5	2.5
4000	4800	7.47	117	151.4	108	3	3	5.8	99	105	120	165.5		2.5	2.5
4000	4800	7.28	117	151.4	108	3	3	5.8	99	105	120	165.5		2.5	2.5
4000	4800	7.31		151.4	108	3	3	5.8	99	105	111	165.5		2.5	2.5

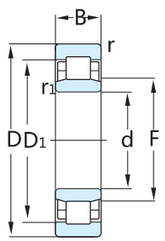

NU型
NU Type

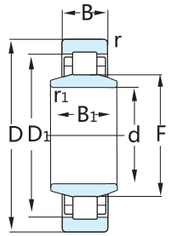

NUB型
NUB Type

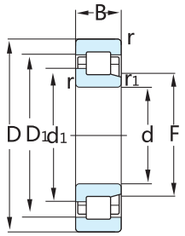

NJ型
NJ Type

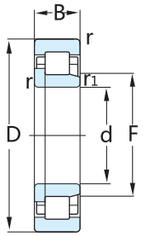

NJP型
NJP Type

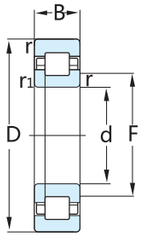

NUP型
NUP Type

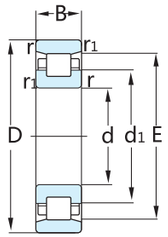

N型
N Type

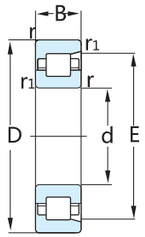

NF型
NF Type

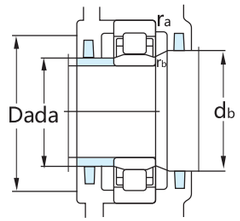

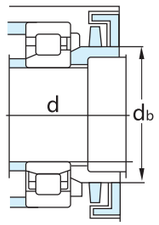

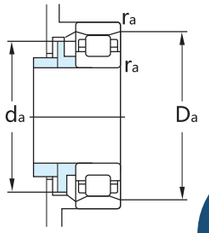

B

基本尺寸 Basic Size d mm	D	B/B1	基本额定负荷 Basic load rating 动态dynamic C kN	静态static C0	代号 Code -
85	210	52	312	345	**N417M**
	210	52	312	345	**NU417M**
	210	52			**NJ417M**
90	140	24	80.9	104	**NU1018ML**
	140	24	80.9	104	**NJ1018M**
	160	30	208	220	**N218M**
	160	30	208	220	**NF218M**
	160	30	208	220	**RN218M**
	160	30	208	220	**RNU218M**
	160	30	208	220	**NJ218M**
	160	30	208	220	**NU218M**
	160	40	280	315	**NUP2218EM**
	160	40	280	315	**NU2218EM**
	160	52.4	255	390	**NU5218M**
	160	40	280	315	**NJ2218EM**
	160	30	208	220	**NUP218M**
	190	43	365	360	**N318EM**
	190	43	365	360	**NF318EM**
	190	43	365	360	**NJ318EM**
	190	43	365	360	**NU318EM**
	190	43	365	360	**NH318EM**
	190	43	365	360	**NUP318E**
	190	64	500	540	**NUP2318M**
	190	64	500	540	**NJ2318M**
	190	64	500	540	**NU2318M**
	225	54	380	415	**NJ418M**
95	170	32	255	265	**N219EM**
	170	32	255	265	**NU219EM**
	170	32	255	265	**NF219EM**
	170	32	255	265	**NJ219EM**
	170	43	325	375	**NJ2219M**
	170	55.56	277	445	**NU5219M**
	170	43	325	375	**NUP2219M**
	200	45	390	390	**N319M**
	200	45	390	390	**NJ319**
	200	45	390	390	**NU319M**
	200	67	530	585	**N2319EM**
	200	67	530	585	**NJ2319M**
	200	67	530	585	**NJ2319E**
	200	67	530	585	**NU2319M**
	200	67	530	585	**NU2319EM**
	240	55	413	455	**NJ419M**

额定转速 Speed Ratings 参考转速 Reference Speed r/min	极限转速 Limiting Speed	质量 Mass kg	尺寸 Dimensions d1 ≈ mm	D1 ≈	F,E	r1,2 min	r3,4 min	s1)	挡肩及倒角尺寸 Abutment and chamfer dimensions da min mm	da max	db min	Da max	Da min	ra max	rb max
2800	3600	9.39			179.5	4	4		103					3	3
2800	3600	9.72			115.5	4	4		101	111	115	194		3	3
2800	3600	9.91			115.5	4	4								
5600	8500	1.36		122.1	103	1.5	1.1	3.5	96	101	106	133		1.5	1
5600	8500	1.4	108	122.1	103	1.5	1.1	3.5	96	101	111	133		1.5	
4500	5000	2.63	114		145	2	2	1.8	101	142	148	149		2	2
4500	5000	2.69	114		145	2	2	1.8	101	142	148	149		2	2
4500	5000	1.71	114	138.45	143	2		1.8	101	104	110	149		2	2
4500	5000	2.03		138.45	107	2	2	1.8	101	104	110	149		2	2
4500	5000	2.7	114	138.45	107	2	2	1.8	101	104	110	149		2	2
4500	5000	2.65		138.45	107	2	2	1.8	101	104	110	149		2	2
4500	5000	3.65	114	138.45	107	2	2		101		117	149		2	2
4500	5000	3.55		138.45	107	2	2	2.6	101	104	110	149		2	2
3200	3800	4.64			107.218	2	3.6		95	105	110	151		1.5	3
4500	5000	3.59	114	138.5	107	2	2	2.6	101	104	117	149		2	
4500	5000	2.76	114	138.45	107	2	2		101		117	149		2	
3800	4500	6	124		169.5	3	3	2.5	104	166	173	175		2.5	2.5
3800	4500	6.08	124	160.3		3	3	2.5	104	166	173	175		2.5	2.5
3800	4500	6.07	124	160.3	113.5	3	3	2.5	104	110	127	175.3		2.5	
3800	4500	5.95		160.3	113.5	3	3	2.5	104	110	116	175.3		2.5	2.5
3800	4500	6.97	124	160.3	113.5	3	3	2.5	104	110	116	175.3			
3800	4500	6.5	124	160.3	113.5	3	3		104		127	175.3		2.5	
3800	4500	8.64	124	160.3	113.5	3	3		104		127	175.3		2.5	
3800	4500	9	124	160.3	113.5	3	3	6	104	110	127	175.3		2.5	
3800	4500	8.76		160.3	113.5	3	3	6	104	110	116	175.3		2.5	2.5
3400	4000	11.8		179.5	123.5	4	4	4.9	108	120	126	205		3	3
4300	4800	3.34	120		154.5	2.1	2.1	1.7	107	152	157	159		2	2
4300	4800	3.37		147.4	112.5	2.1	2.1	1.7	107	110	115	157.8		2	2
4300	4800	3.4	120		154.5	2.1	2.1	1.7	107	152	157	159		2	2
4300	4800	3.43	120	147.4	112.5	2.1	2.1	1.7	107	110	123	157.8		2	2
4300	4800	4.64	120	147.4	112.5	2.1	2.1	3	107	110	123	157.8		2	
3400	4000	5.72			113.612	2	3.2		107.5	112	116	161		1.5	2.5
4300	4800	4	120	147.4	112.5	2.1	2.1		107		123	157.8		2	
3600	4300	6.94	132		177.5	3	3	2.9	110	174	181	185		2.5	2.5
3600	4300	6.52	132	168.3	121.5	3	3	2.9	110	118	135	185		2.5	
3600	4300	7.11		168.3	121.5	3	3	2.9	110	118	125	185		2.5	2.5
3600	4300	10.64	132		177.5	3	3	2.9	110	174	181	185		2.5	2.5
3600	4300	10.56	132	168.3	121.5	3	3	6.9	110	118	135	185		2.5	
3600	4300	6.47	132	168.3	121.5	3	3	6.9	110	118	135	185		2.5	
3600	4300	10.3		168.3	121.5	3	3	6.9	110	118	125	185		2.5	2.5
3600	4300	10.78		168.3	121.5	3	3	6.9	110	118	125	185		2.5	2.5
3200	3600	13.9			133.5	4	4		114	130	136	220		3	3

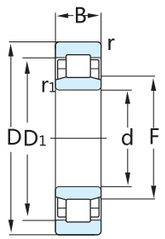

NU型
NU Type

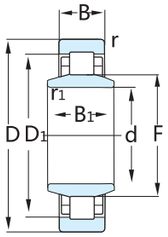

NUB型
NUB Type

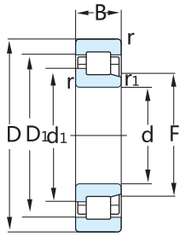

NJ型
NJ Type

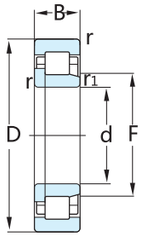

NJP型
NJP Type

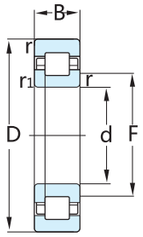

NUP型
NUP Type

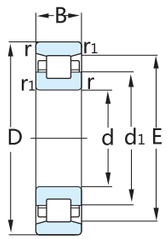

N型
N Type

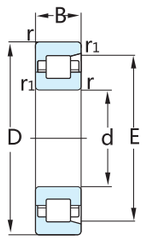

NF型
NF Type

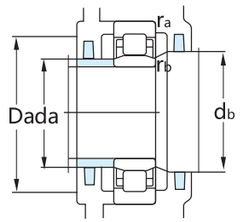

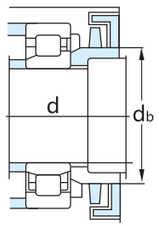

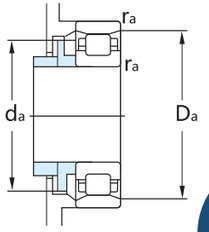

B

基本尺寸 Basic Size d mm	D	B/B1	基本额定负荷 Basic load rating 动态dynamic C kN	静态static C0	代号 Code -
100	165	52	303	450	**NU3120MA6/C3/342756**
	180	34	285	305	**NU220ECP**
	180	34/46	285	305	**NUB220ECJ**
	180	34	285	305	**NJ220ECP**
	180	34	285	305	**NUP220ECP**
	180	34	285	305	**N220ECP**
	180	46	380	450	**NU2220ECP**
	180	46	380	450	**NU2220ECNP**
	180	46	380	450	**NJ2220ECP**
	180	46	380	450	**NUP2220ECP**
	180	46	380	450	**NF2220ECP/VA350**
	180	46	380	450	**N2220ECMP**
	180	46	336	450	**BC1B326572**
	180	46/96	260	340	**313638**
	180	60.3	336	450	**BC1B322617A**
	180	60.3	336	450	**BC1B322616A**
	180.075	60.325	413	585	**BC1B319697A**
	200	67	396	500	**1-96750M**
	200	67/80	396	500	**1-96751M**
	215	47	450	440	**NU320ECP**
	215	47	450	440	**NJ320ECP**
	215	47	450	440	**NUP320ECP**
	215	47	450	440	**NF320ECM**
	215	47	450	440	**N320ECP**
	215	73	670	735	**NU2320ECP**
	215	73	670	735	**NU2320ECKMA**
	215	73	670	735	**NJ2320ECP**
	215	73	670	735	**NJP2320ECDMC4V350**
	215	73	670	735	**NUP2320ECJ**

额定转速 Speed Ratings 参考转速 Reference Speed r/min	极限转速 Limiting Speed	质量 Mass kg	尺寸 Dimensions d1 ≈ mm	D1 ≈	F,E	r1,2 min	r3,4 min	s1)	da min	挡肩及倒角尺寸 Abutment and chamfer dimensions da max	db min	Da max	Da min	ra max	rb max
3000	3600	4.4		147	116.5	1.1	2	4.9	106.5	114	119	156		1	2
4000	4500	3.45		155.6	119	2.1	2.1	1.7	113	116	122	167.5		2	2
4000	4500	3.75		155.6	119	2.1	2.1	6.8	113	116	122	167.5		2	2
4000	4500	3.5	127	155.6	119	2.1	2.1	1.7	113	116	130	167.5		2	
4000	4500	3.6	127	155.6	119	2.1	2.1		113		130	167.5		2	
4000	4500	3.45	127		163	2.1	2.1	1.7	113	160	166	168		2	2
4000	4500	4.75		155.6	119	2.1	2.1	2.5	113	116	122	167.5		2	2
4000	4500	4.75		155.6	119	2.1	2.1	2.5	113	116	122	167.5		2	2
4000	4500	4.8	127	155.6	119	2.1	2.1	2.5	113	116	130	167.5		2	
4000	4500	4.9	127	155.6	119	2.1	2.1		113		130	167.5		2	
4000	4500	4.9	127	155.6	163	2.1	2.1	2.5	113			167.5		2	2
4000	4500	4.9	127		163	2.1	2.1	2.5	113	160		167.5		2	2
3200	3800	5.4	130	155.6	119	2.1	2.1	2.9	113	116	122	167.5		2	2
3200	3800	6.7		151	120	2.1	2.1	2.6	111	116	122	169		2	2
3200	3800	6	127	156	119	2.1	2.1	3.4	111	114	130	169		2	2
3200	3800	6	127	156	119	2.1	2.1	3.9	111	114	130	169		2	2
3000	3600	7.1		157	121	2.6	2	4.8	113	119	123	171		2.5	2
2600	3200	9	132	162	121.5	3	3	3	113	116		187		2.5	2.5
2600	3200	10	132	162	121.5	3	3		113	116		187		2.5	2.5
3200	3800	8.8		181.1	127.5	3	3	2.9	114	124	131	199.6		2.5	2.5
3200	3800	9	139	181.1	127.5	3	3	2.9	114	124	142	199.6		2.5	
3200	3800	7.95	139	181.1	127.5	3	3		114		142	199.6		2.5	
3200	3800	7.95	139	181.1	191.5	3	3	2.9	114			199.6		2.5	2.5
3200	3800	7.55	139		191.5	3	3	2.9	114	188	195	200		2.5	2.5
3200	3800	13.7		181.1	127.5	3	3	5.9	114	124	131	199.6		2.5	2.5
3200	3800	13.1		181.1	127.5	3	3	5.9	114	124	131	199.6		2.5	2.5
3200	3800	14	139	181.1	127.5	3	3	5.9	114	124	142	199.6		2.5	
3200	3800	14	139	181.1	127.5	3	3	5.9	114	124	142	199.6		2.5	2.5
3200	3800	14.5	139	181.1	127.5	3	3		114		142	199.6		2.5	

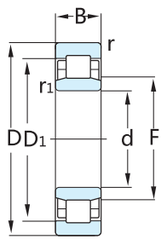

NU型
NU Type

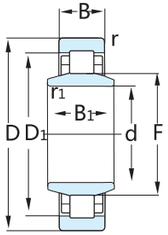

NUB型
NUB Type

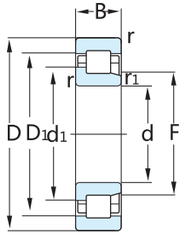

NJ型
NJ Type

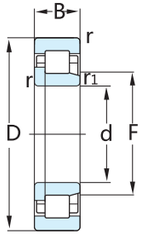

NJP型
NJP Type

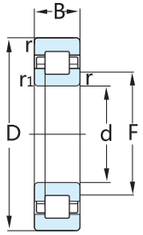

NUP型
NUP Type

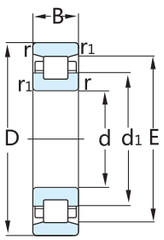

N型
N Type

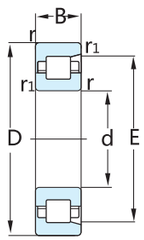

NF型
NF Type

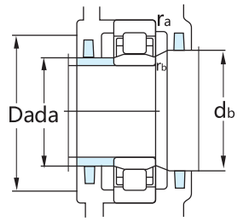

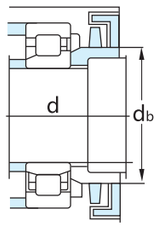

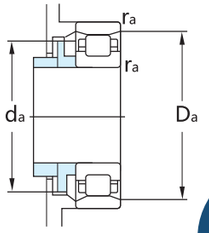

B

基本尺寸 Basic Size d mm	D	B/B1	基本额定负荷 Basic load rating 动态dynamic C kN	静态static C0	代号 Code -
100 (cont.)	250	58	457	520	**NU420M**
	280	65	550	630	**314461A(NJ/C5)**
105	160	26	101	137	**NU1021ML**
	190	36	300	315	**NU221ECP**
	190	36	300	315	**NJ221ECP**
	190	36	300	315	**NUP221ECP**
	190	36	300	315	**N221ECP**
	225	49	500	500	**NU321ECP**
	225	49	500	500	**NJ321ECP**
	225	49	500	500	**N321ECP**
	260	60	501	570	**NU421M**
	260	60	501	570	**NJ421M**
	260	60/76.14	501	570	**465093F3/W33(NJ/CJ-HJ)**
110	170	28	128	166	**NU1022ML**
	170	28	128	166	**N1022AKTN9/SP**
	170	28	128	166	**NJ1022ECJ**
	170	36	220	325	**NU2022ECMA**
	180	56	319	475	**315779(N/C2)**
	200	38	335	365	**NU222ECP**
	200	38/53	335	365	**NUB222ECJ**
	200	38	335	365	**NJ222ECP**
	200	38	335	365	**NUP222ECP**
	200	38	335	365	**NF222ECM**
	200	38	335	365	**N222ECP**
	200	53	440	520	**NU2222ECP**
	200	53	440	520	**NJ2222ECP**
	200	53	440	520	**NUP2222ECP**
	200	53	440	520	**NF2222ECP/C3VA350**
	215	73	468	600	**312393A(NJ/C4VA350)**
	215	73	468	600	**315262A(NJP/C4VA350)**

额定转速 Speed Ratings 参考转速 Reference Speed r/min	极限转速 Limiting Speed	质量 Mass kg	尺寸 Dimensions d1 ≈ mm	D1 ≈	F,E	r1,2 min	r3,4 min	s1)	挡肩及倒角尺寸 Abutment and chamfer dimensions da min mm	da max	db min	Da max	Da min	ra max	rb max
3000	3600	15.5		197.45	139	4	4	4.9	119	135	142	230		3	3
2000	2600	23.5	171	217	155	4	4	4.8	116	150	174	264		3	3
4800	7500	1.9		140.8	119.5	2	1.1	3.8	111	117	122	151		2	1
3800	4300	4		164	125	2.1	2.1	2	117	122	128	177.3		2	2
3800	4300	4.1	134	164	125	2.1	2.1	2	117	122	137	177.3		2	
3800	4300	4.2	134	164	125	2.1	2.1		117		137	177.3		2	
3800	4300	3.95	134		173	2.1	2.1	2	117	170	176	178		2	2
3200	3800	8.8		189	133	3	3	3.4	119	129	136	209.4		2.5	2.5
3200	3800	8.95	145	189	133	3	3	3.4	119	129	148	209.4		2.5	
3200	3800	8.65	145		201	3	3	3.4	119	198	205	210		2.5	2.5
2800	3400	19		206.3	144.5	4	4	4.9	124	140	147	241		3	3
2800	3400	19	159	206.3	144.5	4	4	4.9	124	140	147	241		3	3
2200	2800	21.5	159	207	144.5	4	4		121			244		3	3
4500	7000	2.3		149.7	125	2	1.1	3.8	116	122	128	160		2	1
4500	7000	2.05	132		155	2	1.1	4	116	152		160		1	2
4500	7000	2.3	131	149.7	125	2	1.1	0.5	116	122	134	160		2	1
3200	3800	2.9		153	125	1.1	2	1.9	116.5	122	128	161		2	1
2600	3200	5.7	135		166	1	2	3.8	116	163		170		1	2
3600	4000	4.8		172.5	132.5	2.1	2.1	2.1	122	129	135	187		2	2
3600	4000	5.2		172.5	132.5	2.1	2.1	6.8	122	129	135	187		2	2
3600	4000	6.7	141	172.5	132.5	2.1	2.1	3.7	122	129	144	187		2	
3600	4000	5	141	172.5	132.5	2.1	2.1		122		144	187		2	
3600	4000	4.95	141	172.5	180.5	2.1	2.1	2.1	122			187		2	2
3600	4000	4.8	141		180.5	2.1	2.1	2.1	122	177	184	188		2	2
3600	4000	6.7		172.5	132.5	2.1	2.1	3.7	122	129	135	187		2	2
3600	4000	6.85	141	172.5	132.5	2.1	2.1	3.7	122	129	144	187		2	
3600	4000	7	141	172.5	132.5	2.1	2.1		122		144	187		2	
3600	4000	7	141	172.5	180.5	2.1	2.1	3.7	122			187		2	2
2400	3000	12.5	147	179	135.5	3	3	1.7	123	129	150	202		2.5	2.5
2400	3000	12.5	147	179	135.5	3	3	4.5	123	129	150	202		2.5	2.5

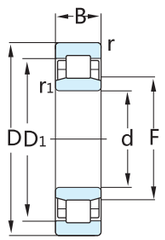

NU型
NU Type

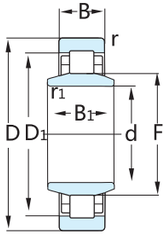

NUB型
NUB Type

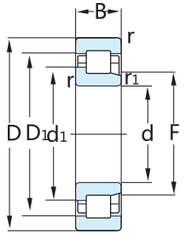

NJ型
NJ Type

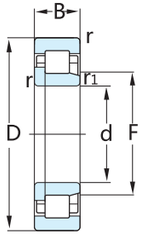

NJP型
NJP Type

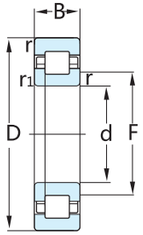

NUP型
NUP Type

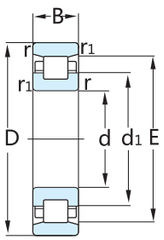

N型
N Type

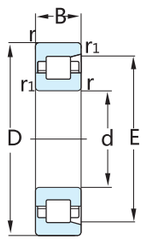

NF型
NF Type

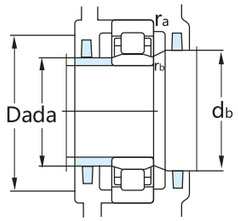

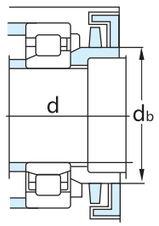

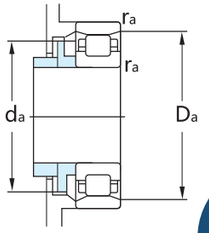

B

基本尺寸 Basic Size d mm	D	B/B1	基本额定负荷 Basic load rating 动态dynamic C kN	静态static C0	代号 Code -	额定转速 Speed Ratings 参考转速 Reference Speed r/min	极限转速 Limiting Speed	质量 Mass kg	尺寸 Dimensions d1 ≈ mm	D1 ≈	F,E	r1,2 min	r3,4 min	s1)	da min	挡肩及倒角尺寸 Abutment and chamfer dimensions da max mm	db min	Da max	Da min	ra max	rb max
110 (cont.)	240	50	530	540	**NU322ECP**	3000	3400	10.5		200	143	3	3	3	124	139	146	225.2		2.5	2.5
	240	50	530	540	**NU322ECNP**	3000	3400	10.5		200	143	3	3	3	124	139	146	225.2		2.5	2.5
	240	50	530	540	**NJ322ECP**	3000	3400	10.5	155	200	143	3	3	3	124	139	159	225.2		2.5	
	240	50	530	540	**NUP322ECJ**	3000	3400	11	155	200	143	3	3		124		159	225.2		2.5	2.5
	240	50	530	540	**NF322ECM**	3000	3400	11	155	200	211	3	3	3	124			225		2.5	2.5
	240	50	530	540	**N322ECP**	3000	3400	10.5	155		211	3	3	3	124	208		225		2.5	2.5
	240	50	530	540	**313305M6(NU)**	3000	3400	12		199	141	3	3	2.3	124	138	144	227		2.5	2.5
	240	80	780	900	**NU2322ECMA**	3000	3400	17		200	143	3	3	7.5	124	139	146	225.2		2.5	2.5
	240	80	780	900	**NU2322ECNMA**	3000	3400	17		200	143	3	3	7.5	124	139	146	225.2		2.5	2.5
	240	80	780	900	**NU2322ECKMA**	3000	3400	16.5		200	143	3	3	7.5	124	139	146	225.2		2.5	2.5
	240	80	780	900	**NJ2322ECMA**	3000	3400	17	155	200	143	3	3	7.5	124	139	159	225.2		2.5	
	240	80	780	900	**NUP2322ECMA**	3000	3400	17.5	155	200	143	3	3		124		159	225.2		2.5	2.5
	260.324	90.075	748	965	**467062VAA(NF/C5)**	2000	2600	27.3	165	215	227	2.5	2.5	6.2	124			247		2.5	2.5
	280	65	550	630	**NU422M**	2600	3200	22.5		219.65	155	4	4	4.8	131	151	175	260		3	3
	280	65	550	630	**NJ422M**	2600	3200	22.5	171	219.65	155	4	4	4.8	131	151	175	260		3	
120	165	22	112	173	**N1924AK/SP**	5600	6300	1.4	136		155.5	0.6	1.1	1.8	126.5	153		158.5		0.6	1
	180	19	91.3	132	**1-90756(NF/C3)**	3400	4000	1.85	144	159	139	0.6	0.6	0.4	125			175		0.6	0.6
	180	28	134	183	**NU1024MA**	4000	6300	2.45		159.7	135	2	1.1	3.8	126	133	138	171		2	1
	180	28	134	183	**NJ1024MA**	4000	6300	2.45	141	159.7	135	2	1.1	3.8	126	133	144	171		2	1
	180	28	134	183	**NJP1024MA**	4000	6300	2.45	141	159.7	135	2	1.1	3.8	126	133	144	171		2	2
	180	28	134	183	**N1024AKTN9/SP**	4000	6300	2.2	142		165	2	1.1	4	129	162		171		1	2
	180	36	229	355	**NU2024ECNMP**	2800	3400	3.1		163	135	2	1.1	1.9	126.5	132	138	170		2	1
	180	60/28	176	250	**BC1B322052(NB/C3)**	2800	3400	3.5	141		167	2	1.1	1.8	130	164		173		2	1
	200	62	413	600	**315516(N..K30/C2)**	2400	3000	7.8	148		184	2	2	5.5	126	181		190		1	1
	215	40	390	430	**NU224ECP**	3400	3600	5.75		186.55	143.5	2.1	2.1	1.9	132	140	146	201.6		2	2
	215	40	390	430	**NJ224ECP**	3400	3600	5.85	153	186.55	143.5	2.1	2.1	1.9	132	140	156	201.6		2	
	215	40	390	430	**NUP224ECP**	3400	3600	6	153	186.55	143.5	2.1	2.1		132		156	201.6		2	2
	215	40	390	430	**N224ECP**	3400	3600	5.7	153		195.5	2.1	2.1	1.9	132	192	199	203		2	2
	215	40/88	341	430	**BC1B322927(NUB/CN)**	2400	3000	7.6		188	143.5	2.1	2.1	2.5	132	140	146	201.6		2	2
	215	58	520	630	**NU2224ECP**	3400	3600	8.3		186.9	143.5	2.1	2.1	3.8	132	140	146	201.6		2	2
	215	58	520	630	**NU2224ECKMA**	3400	3600	8.3		186.9	143.5	2.1	2.1	3.8	132	140	146	201.6		2	2
	215	58	520	630	**NJ2224ECJ**	3400	3600	8.5	153	186.9	143.5	2.1	2.1	3.8	132	140	156	201.6		2	
	215	58	520	630	**NUP2224ECJ**	3400	3600	8.65	153	186.9	143.5	2.1	2.1		132		156	201.6		2	

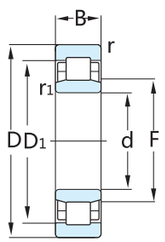

NU型
NU Type

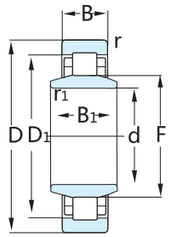

NUB型
NUB Type

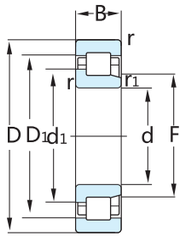

NJ型
NJ Type

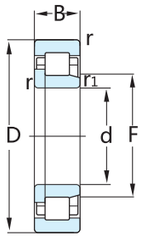

NJP型
NJP Type

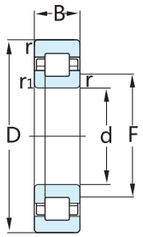

NUP型
NUP Type

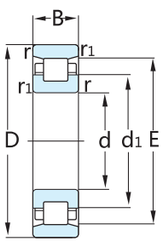

N型
N Type

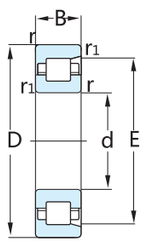

NF型
NF Type

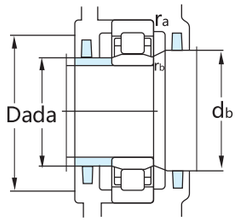

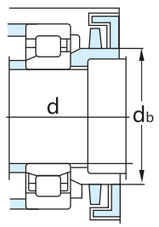

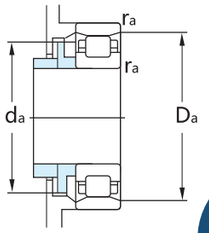

B

基本尺寸 Basic Size d mm	D	B/B1	基本额定负荷 Basic load rating 动态dynamic C kN	静态static C0	代号 Code -	额定转速 Speed Ratings 参考转速 Reference Speed r/min	极限转速 Limiting Speed	质量 Mass kg	尺寸 Dimensions d1 ≈ mm	D1 ≈	F,E	r1,2 min	r3,4 min	s1)	挡肩及倒角尺寸 Abutment and chamfer dimensions da min mm	da max	db min	Da max	Da min	ra max	rb max
120 (cont.)	240	80	561	735	**1-96600DC(NJ/C4VA350)**	2000	2600	17.8	160	198	150	4	3	10	133	146	164	227		3	2.5
	240	80	561	735	**312708DC(NJP/C4VA350)**	2000	2600	17.8	160	198	150	3	3	10	133	146	164	227		2.5	2.5
	240	80	561	765	**BC1B322870A(NJ/C4VA350)**	2000	2600	17.8	160	199	150	3.7	3	10	133	146	164	227		3.5	2.5
	240	80	561	765	**BC1B322871A(NJP/C4VA350)**	2000	2600	17.8	160	199	150	3.7	3	10	133	146	164	227		3.5	2.5
	260	55	610	620	**NU324ECP**	2800	3200	13.5		217.8	154	3	3	3.7	134	150	157	244.8		2.5	2.5
	260	55	610	620	**NJ324ECP**	2800	3200	13.5	168	217.8	154	3	3	3.7	134	150	171	244.8		2.5	
	260	55	610	620	**NUP324ECJ**	2800	3200	14	168	217.8	154	3	3		134		171	244.8		2.5	
	260	55	610	620	**N324ECP**	2800	3200	13	168		230	3	3	3.7	134	226	235	245		2.5	2.5
	260	55/83	539	620	**BC1B326067(NU/C3+2HJ)**	1900	2400	17	168	219	154	3	3		133			247		2.5	2.5
	260	86	915	1040	**NU2324ECMA**	2800	5000	24		218.7	154	3	3	7.2	134	150	157	244.8		2.5	2.5
	260	86	915	1040	**NU2324ECKMA**	2800	5000	24		218.7	154	3	3	7.2	134	150	157	244.8		2.5	2.5
	260	86	915	1040	**NJ2324ECMA**	2800	5000	24.5	168	218.7	154	3	3	7.2	134	150	171	244.8		2.5	
	260	86	915	1040	**NUP2324ECMA**	2800	5000	25	168	218.7	154	3	3		134		171	244.8		2.5	
	310	72	644	735	**NU424**	2400	2800	28		238.5	170	5	5	6.3	144	165	173	286		4	4
	310	72	644	735	**NJ424**	2400	2800	28.5	188	238.5	170	5	5	6.3	144	165	191	286		4	4
	310	72/89.12	644	735	**465094F3/W62(NJ/C5+HJ)**	1900	2400	33.8	188	240	170	5	5		140			290		4	4
130	200	33	165	224	**NU1026ECNMP**	3800	5600	3.75		175.2	148	2	1.1	4.7	137	145	151	191		2	1
	200	33	165	224	**NU1026MA**	3800	5600	3.75		175.2	148	2	1.1	4.7	137	145	151	191		2	1
	200	33	165	224	**NJ1026MA**	3800	5600	3.75	154	175.2	148	2	1.1	4.7	137	145	158	191		2	
	200	33	165	224	**NJP1026MA**	3800	5600	3.75	154	175.2	148	2	1.1	4.7	137	145	158	191		2	
	200	33	165	224	**N1026AKTN9/SP**	3800	5600	3.3	156		182	2	1.1	5	139	179		191		1	2
	200	42	297	440	**NU2026ECMA**	2600	3200	4.6		180	147	1.1	2	2.5	136.5	144	150	191		2	2
	200	52	352	585	**N3026K/VA701**	2600	3200	6.1	156		185	1.1	1	4.2	139	182		193.5		1	1
	200	60/33	220	310	**BC1B322051(NB/C3)**	2600	3200	5.95	154		185	2	1.1	13.5	140	182		192.5		2	1
	220	67/73.5	413	560	**BC1B442661A(NJB/C4VA350)**	2000	2600	9.6	160	194	150	2.1	2	3.5	141	148	163	211		2	2
	230	40	415	455	**NU226ECP**	3200	3400	6.45		200.3	153.5	3	3	2.1	144	150	157	215.4		2.5	2.5
	230	40	415	455	**NJ226ECP**	3200	3400	6.6	164	200.3	153.5	3	3	2.1	144	150	167	215.4		2.5	
	230	40	415	455	**NUP226ECP**	3200	3400	6.7	164	200.3	153.5	3	3		144		167	215.4		2.5	
	230	40	415	455	**N226ECP**	3200	3400	6.45	164		209.5	3	3	2.1	144	206	213	217		2.5	2.5
	230	64	610	735	**NU2226ECP**	3200	3400	10.5		200.3	153.5	3	3	4.3	144	150	157	215.4		2.5	2.5
	230	64	610	735	**NJ2226ECP**	3200	3400	10.5	164	201.2	153.5	3	3	4.3	144	150	167	215.4		2.5	2.5
	230	64	610	735	**NUP2226ECP**	3200	3400	11	164	200.3	153.5	3	3		144		167	215.4		2.5	

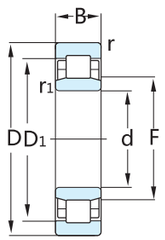

NU型
NU Type

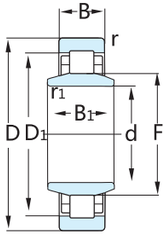

NUB型
NUB Type

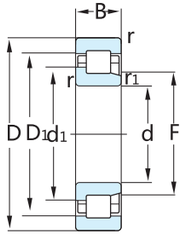

NJ型
NJ Type

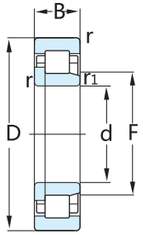

NJP型
NJP Type

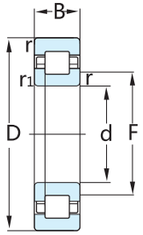

NUP型
NUP Type

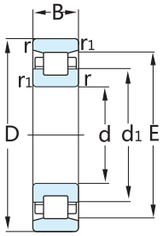

N型
N Type

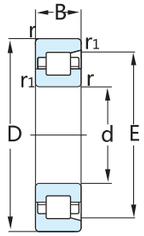

NF型
NF Type

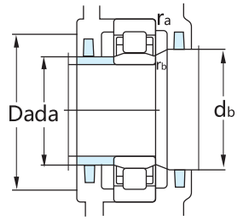

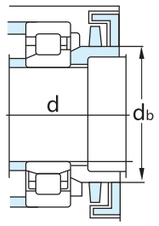

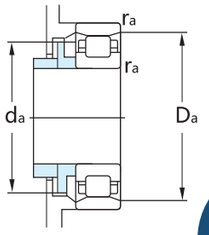

B

基本尺寸 Basic Size d mm	D	B/B1	基本额定负荷 Basic load rating 动态dynamic C kN	静态static C0	代号 Code -	额定转速 Speed Ratings 参考转速 Reference Speed r/min	极限转速 Limiting Speed	质量 Mass kg	尺寸 Dimensions d1 ≈ mm	D1 ≈	F,E	r1,2 min	r3,4 min	s1)	挡肩及倒角尺寸 Abutment and chamfer dimensions da min mm	da max	db min	Da max	Da min	ra max	rb max
130 (cont.)	240	80	550	780	**235013DC(NJ/C4VA350)**	2200	2800	16.7	168	200	157	4	3	10	146	154	172	227		3	2.5
	240	80	550	780	**235014DC(NJP/C4VA350)**	2200	2800	16.7	168	200	157	4	3	10	146	154	172	227		3	2.5
	250	75	528	750	**609341B(NJ/C4VA350)**	1900	2400	15	174	209	163.5	2.5	3	1.7	143	158	177	237		2	2.5
	250	75/88	528	750	**609342B(NU/C4VA350+HJ)**	1900	2400	16	174	209	163.5	3	3	1.7	143	158	177	237		2.5	2.5
	250	80	605	815	**BC1B322880(NJ/C4VA350)**	1900	2400	17.5	171	206	158	3.7	3	4.6	146	154	174	237		3.5	2.5
	250	80	605	815	**BC1B322881(NJP/C4VA350)**	1900	2400	17.5	171	206	158	3.7	3	4.6	146	154	174	237		3.5	2.5
	260	86	721	980	**312962C(NJP/C4VA350)**	1900	2400	21.5	178	217	164	3	3	1.5	143	156	182	247		2.5	2.5
	260	86	721	980	**312733C(NJ/C4VA350)**	1900	2400	21.5	178	217	164	7.5	3	1.5	163	156	182	247		6	2.5
	260	86/90.5	721	980	**BC1B327260(NJB/C4VA350)**	1900	2400	22	178	217	164	3	3	10.5	143	160	182	247		2.5	2.5
	280	58	720	750	**NU326ECP**	2400	3000	18.5		234.2	167	4	4	3.7	147	163	170	261.4		3	3
	280	58	720	750	**NJ326ECJ**	2400	3000	19	181	234.2	167	4	4	3.7	147	163	184	261.4		3	
	280	58	720	750	**NUP326ECJ**	2400	3000	19.5	181	234.2	167	4	4		147		184	261.4		3	
	280	58	720	750	**N326ECP**	2400	3000	18.5	181		247	4	4	3.7	147	243	251	262		3	3
	280	58	720	750	**313267B(NU/C4)**	2400	3000	19		229	165	4	4	8.5	146	163	168	264		3	3
	280	93	1060	1250	**NU2326ECMA**	2400	4500	30		235.2	167	4	4	8.7	147	163	170	261.4		3	3
	280	93	1060	1250	**NJ2326ECMA**	2400	4500	30.5	181	235.2	167	4	4	8.7	147	163	184	261.4		3	
	280	93	1060	1250	**NUP2326ECMA**	2400	4500	31	181	235.2	167	4	4		147		184	261.4		3	3
	281	58	627	750	**BC1B319926/HE1(NU/N)**	1800	2200	19		236	167	4	4	3.7	146	163	170	264		3	3
	340	78	842	1000	**NU426M**	1800	2200	36		262	185	5	5	6.2	150	180	188	320		4	4
140	210	33	179	255	**NU1028MA**	3600	5300	4		184.2	158	2	1.1	4.4	147	155	161	201		2	1
	210	42	314	490	**NU2028ECMA**	2400	3000	4.9		190	157	1.1	2	2.5	146.5	154	160	201		2	1
	250	42	450	510	**NU228ECJ**	2800	3200	8.3		215.78	169	3	3	2.5	154	165	172	235		2.5	2.5
	250	42	450	510	**NJ228ECJ**	2800	3200	8.5	179	215.78	169	3	3	2.5	154	165	182	235		2.5	
	250	42	450	510	**NUP228ECJ**	2800	3200	8.65	179	215.78	169	3	3		154		182	235		2.5	2.5
	250	42	450	510	**N228**	2800	3200	8.3	179		221	3	3	2.5	154	218		235		2.5	2.5
	250	42/60	391	510	**BC1B322883(NUB/CN)**	2000	2600	9.25		217	169	3	3	11	153	166	172	237		2.5	2.5
	250	68	655	830	**NU2228ECMA**	2800	4800	13.5		216.7	169	3	3	4.4	154	165	172	235		2.5	2.5
	250	68	655	830	**NU2228ECKMA**	2800	4800	13.5		216.7	169	3	3	4.4	154	165	172	235		2.5	2.5
	250	68	655	830	**NJ2228ECMA**	2800	4800	13.5	179	216.7	169	3	3	4.4	154	165	182	235		2.5	
	250	68	655	830	**NUP2228ECMA**	2800	4800	14	179	216.7	169	3	3		154		182	235		2.5	

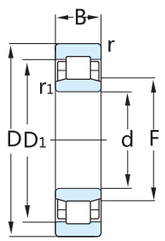

NU型
NU Type

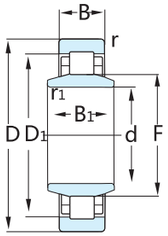

NUB型
NUB Type

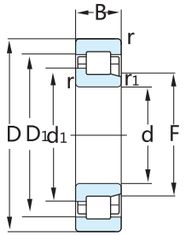

NJ型
NJ Type

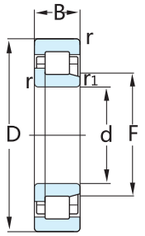

NJP型
NJP Type

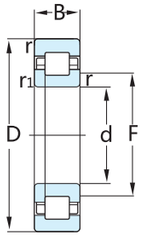

NUP型
NUP Type

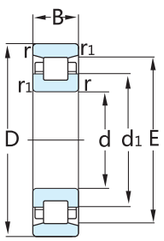

N型
N Type

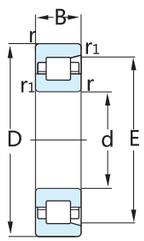

NF型
NF Type

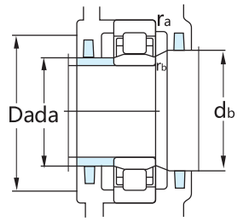

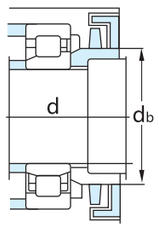

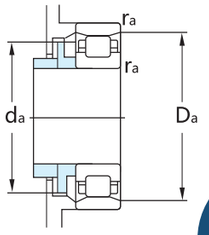

B

基本尺寸 Basic Size d mm	D	B/B1	基本额定负荷 Basic load rating 动态dynamic C kN	静态static C0	代号 Code -	额定转速 Speed Ratings 参考转速 Reference Speed r/min	极限转速 Limiting Speed	质量 Mass kg	尺寸 Dimensions d1 ≈ mm	D1 ≈	F,E	r1,2 min	r3,4 min	s1)	挡肩及倒角尺寸 Abutment and chamfer dimensions da min mm	da max	db min	Da max	Da min	ra max	rb max
140	270	78	644	880	**614073A(NJ/C4)**	1800	2200	22	188	231	176.5	2.5	3	1.3	153	171	191	257		2.5	2.5
(cont.)	270	78/91	644	880	**614074A(NU/C4+HJ)**	1800	2200	23.3	188	231	176.5	3	3	1	153	171	179	257		3.5	25
	300	62	780	830	**NU328ECJ**	2400	2800	22.5		250.6	180	4	4	3.7	157	175	183	282.5		3	3
	300	62	780	830	**NJ328ECJ**	2400	2800	23	195	250.6	180	4	4	3.7	157	175	199	282.5		3	3
	300	62	780	830	**NUP328ECM**	2400	2800	23.5	195	250.6	180	4	4		157		199	282.5		3	
	300	62	780	830	**N328MB**	2400	2800	20	196		260	4	4	4.2	157	256		282.5		3	3
	300	102	1200	1430	**NU2328ECMA**	2400	4300	37		251.7	180	4	4	9.7	157	175	183	282.5		3	3
	300	102	1200	1430	**NJ2328ECMA**	2400	4300	37.5	195	251.7	180	4	4	9.7	157	175	199	282.5		3	
	300	114.3	1120	1560	**467063VAA(NF/C5)**	1800	2200	41.8	196	246	263	3	3	5	153	242		287		2.5	2.5
	360	82	913	1080	**NU428M**	1700	2000	47		278	198	5	5	6.1	160	192	201	340		4	4
150	225	35	198	290	**NU1030MA**	3200	5000	4.85		199.05	169.5	1.5	2.1	4.9	158	167	173	215		2	1.5
	225	45	347	550	**NU2030ECMA**	2200	2800	6		203	168.5	1.5	2.1	2.2	158	165	172	214		2	1.5
	225	56	413	710	**N3030K/VSA701**	2200	2800	7.9	178		208.5	1.5	2.1	5.2	161	205	181	217		1	1.5
	270	45	510	600	**NU230ECJ**	2600	2800	11.5		232.2	182	3	3	2.5	164	178	186	254.6		2.5	2.5
	270	45	510	600	**NJ230ECJ**	2600	2800	12	193	232.2	182	3	3	2.5	164	178	196	254.6		2.5	
	270	45	510	600	**NUP230ECJ**	2600	2800	11	193	232.2	182	3	3		164		196	254.6		2.5	
	270	45	510	600	**N230**	2600	2800	10	193		238	3	3	2.5	164	234		254.6		2.5	2.5
	270	73	735	930	**NU2230ECM**	2600	2800	19		232.2	182	3	3	4.9	164	178	186	254.6		2.5	2.5
	270	73	735	930	**NJ2230ECM**	2600	2800	19.5	194	232.2	182	3	3	4.9	164	178	197	254.6		2.5	
	300	102	880	1250	**314834DB(NJ/C4VA350)**	1700	2000	35.5	202	248	187	4	4	14.2	166	184	205	284		3	3
	300	102	880	1250	**314835DB(NJP/C4VA350)**	1700	2000	35.5	202	248	187	4	4	14.2	166	184	205	284		3	3
	320	65	900	965	**NU330ECM**	2200	2600	27.5		268.7	193	4	4	4	167	188	196	302.2		3	3
	320	65	900	965	**NJ330ECMA**	2200	2600	28	209	269.8	193	4	4	4	167	188	213	302.2		3	
	320	65	900	965	**N330ECMB**	2200	2600	28.5	209		283	4	4	4	167	279		302.2		3	3
	320	108	1370	1630	**NU2330ECMA**	2200	4000	45		269.8	193	4	4	10.5	167	188	196	302.2		3	3
	320	108	1370	1630	**NJ2330ECMA**	2200	4000	46	209	269.8	193	4	4	10.5	167	188	213	302.2		3	3
	320	108	1370	1630	**NUP2330ECMA**	2200	4000	46.5	209	269.8	193	4	4		167		213	302.2		3	3
	380	85	968	1180	**NU430M**	1600	1900	53.5		293	213	5	5	5.3	170	206	216	360		4	4
	380	85	968	1180	**NJ430M**	1600	1900	54.5	234	293	213	5	5	5.3	170	206	238	360		4	4

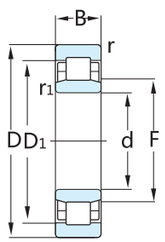

NU型
NU Type

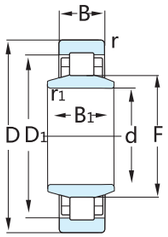

NUB型
NUB Type

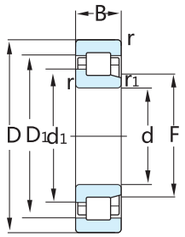

NJ型
NJ Type

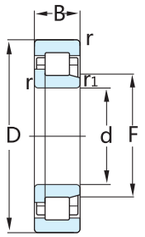

NJP型
NJP Type

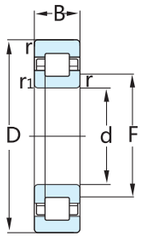

NUP型
NUP Type

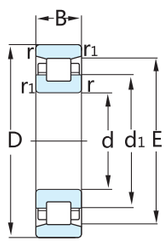

N型
N Type

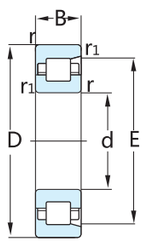

NF型
NF Type

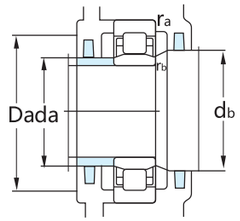

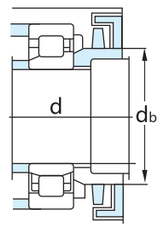

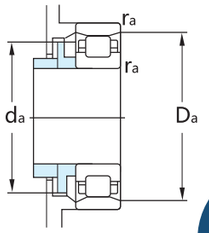

B

基本尺寸 Basic Size d mm	D	B/B1	基本额定负荷 Basic load rating 动态dynamic C kN	静态static C0	代号 Code -
160	240	38	229	325	**NU1032MA**
	240	38	229	325	**NJ1032MP**
	240	48	418	670	**NU2032ECMA**
	240	60	446	780	**N3032K/VA701**
	290	48	585	680	**NU232ECMA**
	290	48	585	680	**NJ232ECMA**
	290	48	585	680	**NUP232ECMA**
	290	48	585	680	**N232ECMB**
	290	80	930	1200	**NU2232ECMA**
	290	80	930	1200	**NJ2232ECMA**
	290	98.425	1010	1460	**BC1B320151(NU)**
	300	84	721	1060	**609099DA(NJ/C4)**
	300	84/98	721	1060	**609100DA(NU/C4-AJ)**
	340	68	1000	1080	**NU332ECM**
	340	68	1000	1080	**NJ332ECMA**
	340	68	1000	1080	**NUP332ECMA**
	340	114	1250	1730	**NU2332ECMA**
	340	114	1250	1730	**NJ2332ECMA**
170	230	28	183	290	**NJ1934ECMA/VE900**
	260	42	275	400	**NU1034MA**
	260	42	275	400	**NJ1034MA**
	260	42	275	400	**NJP1034MA**
	260	42	275	400	**NU1034ECM/VA350**
	260	42	275	400	**NF1034ECJ/HA1**
	260	54	473	735	**NU2034ECMA**
	310	52	695	815	**NU234ECMA**
	310	52	695	815	**NJ234ECMA**
	310	52	695	815	**NUP234ECMA**
	310	52	695	815	**N234MB**
	310	86	1060	1340	**NU2234ECMA**

额定转速 Speed Ratings 参考转速 Reference Speed r/min	极限转速 Limiting Speed	质量 Mass kg	尺寸 Dimensions d1 ≈ mm	D1 ≈	F,E	r1,2 min	r3,4 min	s1)	挡肩及倒角尺寸 Abutment and chamfer dimensions da min mm	da max	db min	Da max	Da min	ra max	rb max
3000	4800	5.95		210.8	180	2.1	1.5	5.2	167	177	183	230		2	1.5
3000	4800	5.95	188	210.8	180	2.1	1.5	5.2	167	177	191	230		2	1.5
2000	2600	7.9		216	180	2.1	1.5	2	168	176	183	229		2	1.5
2000	2600	9.7	189		222	1.5	1	6	168	219		232		1	1.5
2400	2600	15		248.6	195	3	3	2.7	175	191	198	274.2		2.5	2.5
2400	2600	15	206	249.6	195	3	3	2.7	175	191	210	274.2		2.5	
2400	2600	15.5	206	248.6	195	3	3		175		210	274.2		2.5	
2400	2600	15	206		259	3	3	2.7	175	255		274.2		2.5	2.5
2400	4000	24		251.1	193	3	3	4.5	174	189	196	274.2		2.5	2.5
2400	4000	24.5	205	251.1	193	3	3	4.5	174	189	209	274.2		2.5	2.5
1700	2000	31		251.1	190	3	3	6.3	174	189	193	274.2		2.5	2.5
1700	2000	28	212	253	199	7.5	4	1	193	193	215	286		3	3
1700	2000	30	212	253	199	4	4	3.2	176	193	202	286		3	3
2000	3600	32.5		286	204	4	4	4	177	199	207	321.9		3	3
2000	3600	33	221	286	204	4	4	4	177	199	225	321.9		3	
2000	3600	33	221	286	204	4	4	4	177	-	225	321.9		3	3
1800	3600	53		286	204	4	4	11	177	199	207	321.9		3	3
1800	3600	54	221	286	204	4	4	11	177	199	225	321.9		3	
2400	3000	3.55	191	210	185	1.1	2	1.7	179	183	194	221		2	1
2800	4300	7.9		226.9	193	2.1	2.1	5.8	180	189	197	250		2	2
2800	4300	7.9	201	226.9	193	2.1	2.1	5.8	180	189	206	250		2	
2800	4300	7.9	201	226.9	193	2.1	2.1	5.8	180	189	206	250		2	2
2800	4300	7.9		226.9	193	2.1	2.1	5.8	180	189	197	250		2	2
2800	4300	8	200	233	241	2.1	2.1	5.8	180			250		2	2
1900	2400	11		233	191	2.1	2.1	2.9	181	187	194	249		2	2
2200	3800	19		268.5	207	4	4	2.9	188	203	210	292.4		3	3
2200	3800	19.5	220	268.5	207	4	4	2.9	188	203	224	292.4		3	3
2200	3800	20	220	268.5	207	4	4		188		224	292.4		3	3
2200	3800	18.5	222		272	4	4	2.9	188	268		292.4		3	3
2200	3800	30		269.9	205	4	4	4.2	187	201	208	292.4		3	3

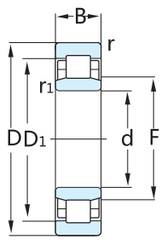

NU型
NU Type

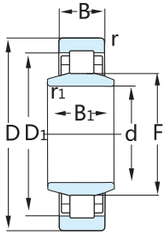

NUB型
NUB Type

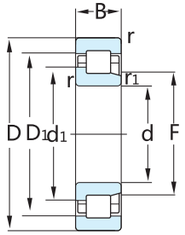

NJ型
NJ Type

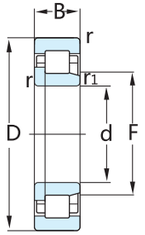

NJP型
NJP Type

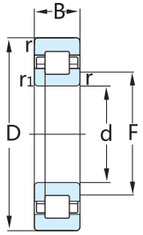

NUP型
NUP Type

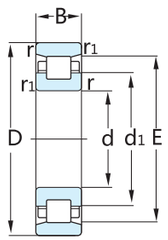

N型
N Type

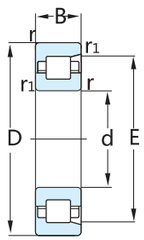

NF型
NF Type

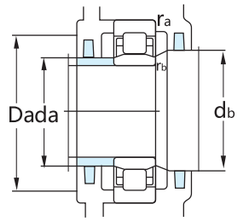

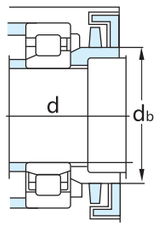

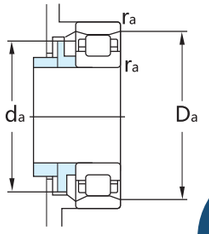

B

基本尺寸 Basic Size d mm	D	B	基本额定负荷 Basic load rating 动态dynamic C kN	静态static C_0	代号 Code -	额定转速 Speed Ratings 参考转速 Reference Speed r/min	极限转速 Limiting Speed	质量 Mass kg	尺寸 Dimensions d_1 ≈ mm	D_1 ≈	F,E	$r_{1,2}$ min	$r_{3,4}$ min	s[1)]	挡肩及倒角尺寸 Abutment and chamfer dimensions d_a min mm	d_a max	d_b min	D_a max	D_a min	r_a max	r_b max
170 (cont.)	360	72	952	1180	**NU334MA**	1700	2200	38.5		300.45	218	4	4	4.6	187	213	223	341.6		3	3
	360	72	952	1180	**NU334ECMP**	1700	2200	39		300.45	218	4	4	4.6	187	213	221	341.6		3	3
	360	72	952	1180	**N334ECM**	1700	2200	38.5	236		318	4	4	4.6	187	313		341.6		3	3
	360	120	1450	2040	**NU2334MA**	1700	3400	63		300.2	216	4	4	10	186	211	219	341.6		3	3
	360	120	1450	2040	**NJ2334ECMA**	1700	3400	63	234	300.2	216	4	4	10	186	211	238	341.6		3	3
180	250	33	246	390	**N1936AK/SP**	3600	4000	4.95	204		235	1	2	2.1	189	231		241		1	2
	250	33	242	375	**N1936ECM/VE900**	3800	4300	5.05	201		232	2	2	1.6	190	229		240		2	2
	250	42	260	440	**NU2936M2P**	2200	2800	6.7		226	199	2	2	4	190	196	202	240		2	2
	280	46	336	475	**NU1036MA**	2600	4000	10.5		246.1	205	2.1	2.1	6.1	190	202	208	270		2	2
	280	46	336	475	**NJ1036MA**	2600	4000	10.5	215	246.1	205	2.1	2.1	6.1	190	202	208	270		2	2
	280	60	627	980	**NU2036ECMA**	1800	2200	14		251	204	2.1	2.1	2.5	191	200	207	269		2	2
	280	74	693	1200	**N3036K/VA701**	1800	2200	17	216		258	2.1	1	4.9	191	254		269		1	2
	320	52	720	850	**NU236ECMA**	2200	3600	19.5		278.6	217	4	4	2.9	198	213	220	302.2		3	3
	320	52	720	850	**NJ236ECMA**	2200	3600	20	230	278.6	217	4	4	2.9	198	213	234	302.2		3	
	320	52	720	850	**NUP236ECMA**	2200	3600	21	230	278.6	217	4	4		198		234	302.2		3	3
	320	75	765	1100	**BC1B319641(NJ/C4VA350)**	1700	2000	27.5	228	272	214	7.5	4	4.2	213	208	233	304		3	3
	320	75	765	1100	**BC1B319640(NJP/C4VA350)**	1700	2000	27.5	228	272	214	4	4	4.2	196	208	233	304		3	3
	320	86	1100	1430	**NU2236ECMA**	2200	3600	31.5		280	215	4	4	4.2	197	211	218	302.2		3	3
	320	86	1100	1430	**NJ2236ECMA**	2200	3600	31.5	229	280	215	4	4	4.2	197	211	233	302.2		3	3
	320	86	1100	1430	**NUP2236ECMA**	2200	3600	31.5	229	280	215	4	4		197		233	302.2		3	3
	320	86	1100	1430	**N2236ECMP**	2200	3600	30.5	229		291	4	4	4.2	197	287		302.2		3	3
	340	100	1010	1500	**314525(NJ/C4VA350)**	1700	2000	43.5	235	287	220	4	4	6.2	196	213	223	324		3	3
	380	75	1020	1290	**NU336M**	1600	2200	42.5		318.6	231	4	4	4.2	197	226	234	361.3		3	3
	380	75	1020	1290	**NU336ECM**	1600	2200	45		318.6	231	4	4	4.2	197	225	234	361.3		3	3
	380	126	1610	2240	**NU2336MA**	1600	3200	73		318.6	231	4	4	4.2	197	221	234	361.3		3	3
	380	126	1610	2240	**NU2336ECMP**	1600	3200	72.5		318.6	231	4	4	4.2	197	223	234	361.3		3	3
	380	126	1610	2240	**N2336ECM/HA3**	1600	3200	73	250		335	4	4	4.2	197	330		361.3		3	3
	440	95	1250	1600	**NU436MA**	1300	1600	79		343	250	6	6	6.8	206	243	254	414		5	5
	440	95	1250	1600	**NUP436MA**	1300	1600	80	275	343	250	6	6		206		279	414		5	5

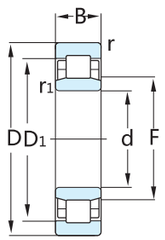

NU型
NU Type

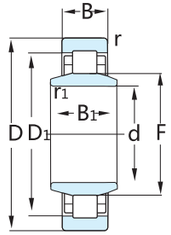

NUB型
NUB Type

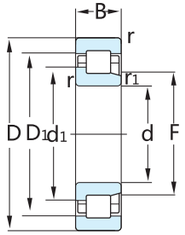

NJ型
NJ Type

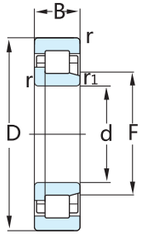

NJP型
NJP Type

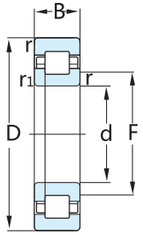

NUP型
NUP Type

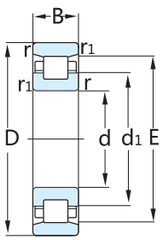

N型
N Type

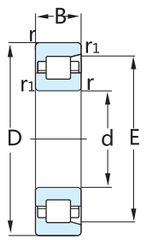

NF型
NF Type

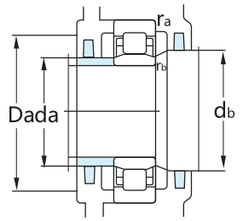

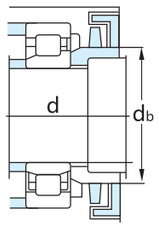

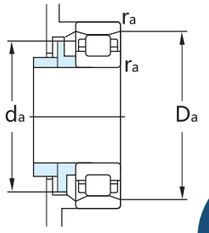

B

基本尺寸 Basic Size d mm	D	B	基本额定负荷 Basic load rating 动态dynamic C kN	静态static C_0	代号 Code -
190	260	33	251	400	**NJ1938ECMA/VE900**
	260	42	264	455	**NU2938/314088D**
	260	42	264	455	**NJ2938M2P**
	290	46	347	500	**NU1038MA**
	290	46	347	500	**NJ1038MA**
	290	46	347	500	**NJP1038MA**
	290	60	644	1040	**NU2038ECMA**
	290	75	721	1250	**N3038K/VA701**
	290	75	737	1220	**BC1B322831/HB1(NU/C3)**
	340	55	800	965	**NU238ECMA**
	340	55	693	965	**NJ238ECMA**
	340	55	693	965	**NUP238ECMA**
	340	55	561	765	**BC1B320669(NUP/C3)**
	340	92	1220	1600	**NU2238ECMA**
	340	92	1220	1600	**NJ2238ECMA**
	340	114.3	1540	2400	**TNU9238**
	340	114.3	1380	2040	**BC1B319408(NU/C3)**
	400	78	1140	1500	**NU338ECM**
	400	132	1830	2500	**NU2338ECMA**
200	250	30	183	345	**NJ2840ECMA/VE900**
	280	38	264	405	**NJ1940ECMA/VE900**
	280	38	319	530	**N1940AK/SP**
	280	48	330	585	**NU2940M2P**
	310	51	380	570	**NU1040MA**
	310	51	380	570	**NJ1040MA**
	310	51	380	570	**NJP1040MA**
	310	51	374	570	**N1040AK/SP**
	310	66	550	915	**313296(NFP/C3VA350)**
	310	66	737	1220	**NU2040ECMA**
	310	82	792	1400	**N3040K/VA701**
	340	112	1190	1900	**N3140K/VA701**

额定转速 Speed Ratings 参考转速 Reference Speed r/min	极限转速 Limiting Speed	质量 Mass kg	尺寸 Dimensions d_1 ≈ mm	D_1 ≈	F_r,E	$r_{1,2}$ min	$r_{3,4}$ min	$s^{1)}$	挡肩及倒角尺寸 Abutment and chamfer dimensions d_a min mm	d_a max	d_b min	D_a max	D_a min	r_a max	r_b max
2000	2600	5.5	214	239	207.5	1.1	2	1	199	204	217	251		2	2
2000	2600	7		236	209	2	2	5.2	199	206	212	251		2	2
2000	2600	7.3	215	236	209	2	2	1.1	199	205	219	251		2	2
2600	3800	11		256.1	215	2.1	2.1	6.1	200	212	219	280		2	2
2600	3800	11.5	225	256.1	215	2.1	2.1	6.1	200	212	231	280		2	2
2600	3800	12	225	256.1	215	2.1	2.1	6.1	200	212	231	280		2	2
1800	2200	15		261	214	2.1	2.1	2.5	201	210	217	279		2	2
1800	2200	18	226		268	1.7	2.1	6.5	201	264		279		1.5	2
1800	2200	18		261	214	2	2	6.5	200	210	217	280		2	2
2000	3400	23.5		295	230	4	4	3	207	226	233	321.9		3	3
2000	3400	24.5	244	295	230	4	4	3	207	226	248	321.9		3	3
2000	3400	25.5	244	295	230	4	4		207		248	321.9		3	3
1700	2000	23.5	244	286	231	4	4		206		248	324		3	3
2000	3400	39		296.4	228	4	4	5	207	224	231	321.9		3	3
2000	3400	40	243	296.4	228	4	4	5	207	224	247	322		3	3
1400	1700	48		298	223	3	3	5.9	203	220	226	327		2.5	2.5
1400	1700	49		299	223	4.3	3	4.6	208	217	226	327		4	2.5
1500	2000	50		336.3	245	5	5	4.3	210	240	249	380		4	4
1500	3000	82.5		342.75	240	5	5	9.5	209	234	244	380		4	4
2200	2800	3.55	216	233	211.5	1.5	1.5	0.8	208	208	219	242		1.5	1.5
2200	2800	7.4	229	252	221	2.1	2.1	4.3	211	216	232	269		2	2
3200	3600	7.3	228		262	1	2.1	3.5	211	258		269		1	2
2000	2600	9.5		250	222	2.1	2.1	4.7	211	219	225	269		2	2
2400	3600	14		269	229	2.1	2.1	7	211	225	234	300		2	2
2400	3600	14.5	239	269	229	2.1	2.1	7	211	225	243	300		2	2
2400	3600	14.5	239	269	229	2.1	2.1	7	211	225	243	300		2	2
2400	3600	13.5	242		282	1.1	2.1	7.3	211	278		300		1	2
1700	2000	19.5	241	271	281	2.1	2.1	8.5	211	267		300		2	2
1700	2000	19		277	227	2.1	2.1	3.1	211	223	231	299		2	2
1700	2000	23.5	239		285	1	2.1	8.9	211	281		299		1	2
1400	1700	41	249		311	2	3	10	213	307		327		2	2.5

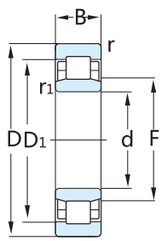

NU型
NU Type

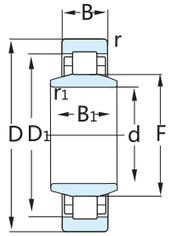

NUB型
NUB Type

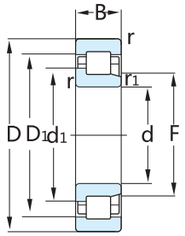

NJ型
NJ Type

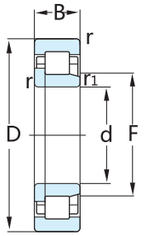

NJP型
NJP Type

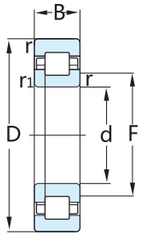

NUP型
NUP Type

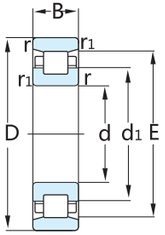

N型
N Type

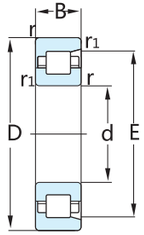

NF型
NF Type

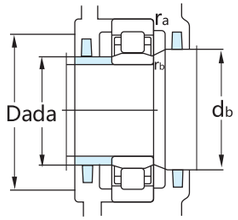

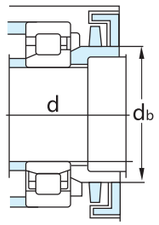

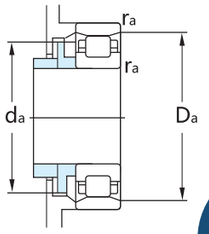

B

基本尺寸 Basic Size d mm	D	B/B1	基本额定负荷 Basic load rating 动态dynamic C kN	静态static C0	代号 Code -
200 (cont.)	360	58	880	1060	**NU240ECMA**
	360	58	880	1060	**NJ240ECMA**
	360	58	880	1060	**NUP240ECMA**
	360	98	1370	1800	**NU2240ECMA**
	360	98/143	1230	1900	**BC1B326518(NUB/C3)**
	360	98	1370	1800	**NJ2240ECMA**
	360	98	1370	1800	**NUP2240ECMA**
	360	120.65	1470	2160	**TNU9240**
	360	128	1540	2450	**NU3240ECM/VE900**
	420	80	1230	1630	**NU340MA**
	420	138	1980	2800	**NU2340ECMP**
210	380	61	842	1180	**BC1B463553(NF/C5)**
220	300	38	336	560	**NU1944ECTN9**
	300	38	336	560	**NJ1944ECMA**
	300	38	281	465	**BC1B246312A(N/CN)**
	300	48	457	830	**NU2944ECMA**
	340	56	495	735	**NU1044MA**
	340	56	495	735	**N1044AK/SP**
	340	72	880	1460	**NU2044ECMA**
	340	90	935	1700	**N3044K/VA701**
	350	83	842	1340	**314591(NF/C4)**
	350	98.425	1280	2080	**TNU0544MA6**
	370	120	1300	2120	**N3144K/VA701**
	400	65	1060	1290	**NU244MA**
	400	65	1060	1290	**NJ244MA**
	400	65	1060	1290	**NUP244MA**
	400	108	1570	2280	**NU2244ECMA**
	400	108	1570	2280	**NJ2244ECMA**
	400	108	1570	2280	**NUP2244ECM**

额定转速 Speed Ratings 参考转速 Reference Speed r/min	极限转速 Limiting Speed	质量 Mass kg	尺寸 Dimensions d1 ≈ mm	D1 ≈	F,E	r1,2 min	r3,4 min	s1)	挡肩及倒角尺寸 Abutment and chamfer dimensions da min mm	da max	db min	Da max	Da min	ra max	rb max
1900	3200	28.5		311.5	243	4	4	2.6	217	238	247	341.6		3	3
1900	3200	29	258	311.5	243	4	4	2.6	217	238	262	341.6		3	3
1900	3200	27.5	258	311.5	243	4	4		217		262	341.6		3	3
1900	3200	46		312.9	241	4	4	5.1	217	236	245	341.6		3	3
1500	1800	50		312.9	241	4	4	27.5	217	236	245	344		3	3
1900	3200	46	256	312.9	241	4	4	5.1	217	236	260	342		3	3
1900	3200	46	256	312.9	241	4	4		217		260	342		3	3
1300	1600	53.5		313	236	4	4	5.2	216	229	240	344		3	3
1300	1600	59		314	238.5	4	4	9.4	216	234	242	344		3	3
1400	2800	56		352.4	258	5	5	6	220	253	262	399.8		4	4
1400	2800	96		357.6	253	5	5	9.4	220	247	257	399.8		4	4
1500	1800	32	270	325	338.5	5	5	0.3	230	320		360		4	4
1900	2400	8.3	248	275	240	1.5	2.1	1.1	231	237	243	289		1.5	2
1900	2400	8.3	248	275	240	1.5	2.1	1.1	231	237	251	289		1.5	2
1900	2400	8	247		280	4	2.1	3	236	276		289		3	2
1900	2400	10		275	239	1.5	2.1	2.6	231	236	242	289		1.5	2
2200	3200	18.5		296.2	250	3	3	7.5	233	246	254	328		2.5	2.5
2200	3200	18.5	264		310	1.1	3	8	233	306		328		1	2.5
1500	1800	25		303	250	3	3	3.3	233	246	254	327		2.5	2.5
1500	1800	31	263		312	1.1	3	9.5	233	308		327			
1300	1600	31.5	266	306	319	3	3	7.4	233	302		337		2.5	2.5
1300	1600	37		312	249	3	3	6	233	246	253	337		2.5	2.5
1200	1500	51.5	273		338	1.5	4	11	236	334		354		1.5	3
1700	3000	38.5		343.7	268	4	4	2.3	238	263	272	383		3	3
1700	3000	39	284	343.7	268	4	4	2.3	238	263	288	383		3	3
1700	3000	39.5	284	343.7	268	4	4		238		288	383		3	3
1600	3000	62.5		350	259	4	4	7.9	237	254	263	383		3	3
1600	3000	62.5	278	350	259	4	4	7.9	237	254	282	383		3	3
1600	3000	64.5	278	350	259	4	4		237		282	383		3	3

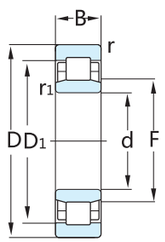

NU型
NU Type

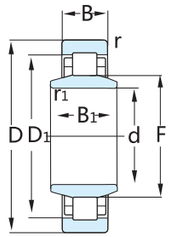

NUB型
NUB Type

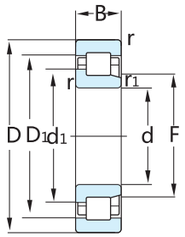

NJ型
NJ Type

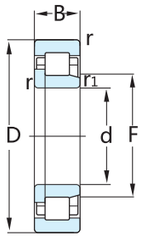

NJP型
NJP Type

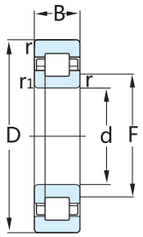

NUP型
NUP Type

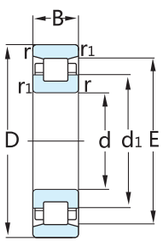

N型
N Type

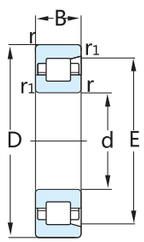

NF型
NF Type

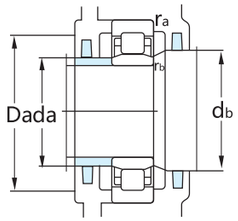

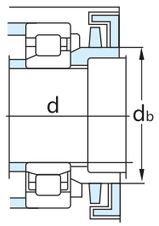

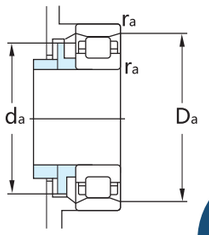

B

基本尺寸 Basic Size d mm	D	B	基本额定负荷 Basic load rating 动态dynamic C kN	静态static C_0	代号 Code -	额定转速 Speed Ratings 参考转速 Reference Speed r/min	极限转速 Limiting Speed	质量 Mass kg	尺寸 Dimensions d_1 ≈ mm	D_1 ≈	F,E	$r_{1,2}$ min	$r_{3,4}$ min	$s^{1)}$	挡肩及倒角尺寸 Abutment and chamfer dimensions d_a min mm	d_a max	d_b min	D_a max	D_a min	r_a max	r_b max
220	460	88	1210	1630	**NU344M**	1500	1700	75		371	284	5	5	5.2	240	277	288	440		4	4
(cont.)	460	88	1210	1630	**NJ344M**	1500	1700	73.5	307	371	284	5	5	5.2	240	277	311	440		4	4
	460	145	2380	3450	**NU2344ECMP**	1300	2600	120		391	277	5	5	10.4	238	272	272	442		4	4
	460	145	2380	3450	**NU2344MA**	1300	2600	125		391	284	5	5	6.8	238	272	272	442		4	4
	460	145	2380	3450	**NUP2344MA**	1300	2600	130	307	391	284	5	5		238		311	442		4	4
240	320	48	358	670	**NU2948M2P**	1800	2200	11.5		291	261	2.1	2.1	3.8	251	258	264	309		2	2
	360	56	523	800	**NU1048MA**	2000	3000	20		316.2	270	3	3	7.5	252	266	274	348		2.5	2.5
	360	72	897	1560	**NU2048ECMA**	1400	1700	26.5		323	270	3	3	3.2	253	266	274	347		2.5	2.5
	360	92	1020	1860	**N3048EMB6/W33VE900**	1400	1700	33.5	282		334	3	3	5.8	253	330		347		2.5	2.5
	360	92	990	1830	**N3048K/VA701**	1400	1700	33.5	283		332	1.1	3	8	253	328		347		1	2.5
	390	107.95	1650	2650	**TNU/05048**	1100	1400	50		349	270	3	3	6.4	253	268	274	377		2.5	2.5
	400	128	1470	2450	**N3148K/VA701**	1100	1400	63.5	297		365	1.1	3	13.5	253	361		387		1	2.5
	440	72	952	1370	**NU248MA**	1600	2200	51.5		365	295	4	4	3.4	257	288	299	423		3	3
	440	72	952	1370	**NJ248MA**	1600	2200	52.5	313	365	295	4	4	3.4	257	288	317	423		3	3
	440	72	952	1370	**NUP248MA**	1600	2200	53.5	313	365	295	4	4		257		316	423		3	3
	440	72	952	1370	**N248MP**	1600	2200	50	313		385	4	4	3.4	257	381		423		3	3
	440	120	1450	2360	**NU2248MA**	1500	2200	84		365	295	4	4	4.3	257	284	299	423		3	3
	440	120	1450	2360	**NJ2248MA**	1500	2200	86	313	365	295	4	4	4.3	257	284	317	423		3	3
	440	146.05	2330	3550	**TNU9248VAA**	1200	1500	102		385	282	3	3	9.1	253	276	286	427		2.5	2.5
	500	95	1450	2000	**NU348M**	1300	2000	94.5		410	310	5	5	5	258	305	314	482		4	4
	500	95	1450	2000	**NJ348MA**	1300	2000	98.5	322	403	310	5	5	5.6	260	302	339	480		4	4
	500	155	2750	4000	**NU2348MA**	1200	2400	155		425	299	5	5	1.5	258	294	314	482		4	4

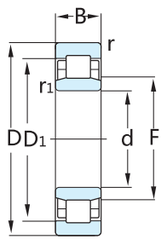

NU型
NU Type

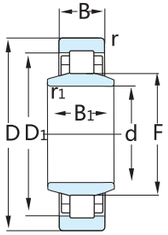

NUB型
NUB Type

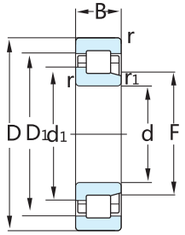

NJ型
NJ Type

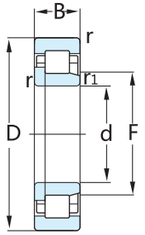

NJP型
NJP Type

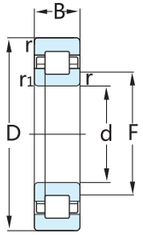

NUP型
NUP Type

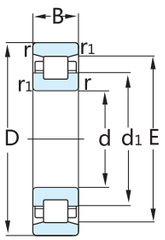

N型
N Type

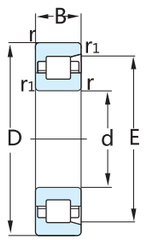

NF型
NF Type

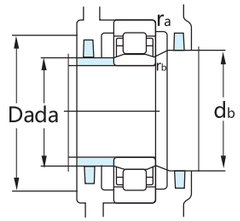

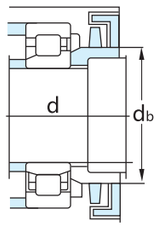

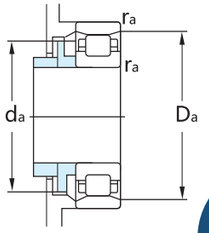

B

基本尺寸 Basic Size d mm	D	B	基本额定负荷 Basic load rating 动态dynamic C kN	静态static C_0	代号 Code -	额定转速 Speed Ratings 参考转速 Reference Speed r/min	极限转速 Limiting Speed	质量 Mass kg	尺寸 Dimensions d_1 ≈ mm	D_1 ≈	F,E	$r_{1,2}$ min	$r_{3,4}$ min	$s^{1)}$	挡肩及倒角尺寸 Abutment and chamfer dimensions d_a min mm	d_a max	d_b min	D_a max	D_a min	r_a max	r_b max
260	360	46	473	815	**NU1952ECMP**	1600	1900	15		328	286	1.5	2.1	1	271	282	290	349		2	2
	360	46	473	815	**N1952ECMB/VE900**	1600	1900	14.5	296		338	2.1	1.5	1.7	271	334		352		2	2
	400	65	627	965	**NU1052MA**	1800	2800	29.5		349	296	4	4	8.8	276	291	300	384		3	3
	400	82	1190	2080	**NU2052ECMA**	1200	1500	39		357	294	4	4	3.4	276	290	298	384		3	3
	400	104	1320	2360	**NU3052ECMA**	1200	1500	48		358	294	4	4	5.7	276	290	298	384		3	3
	400	104	1230	2200	**N3052K/VA701**	1200	1500	49.5	310		369	1.5	4	10.2	276	365		384			3
	440	144	2090	3450	**NU3152EMA/HB1VE900**	1000	1300	98		382	298.5	4	4	8	276	293	302	424		3	3
	480	80	1170	1700	**NU252MA**	1400	2000	68.5		397	320	5	5	3.4	280	313	324	460		4	4
	480	80	1170	1700	**NJ252MA**	1400	2000	70	340	397	320	5	5	3.4	280	313	344	460		4	4
	480	80	1170	1700	**NUP252MA**	1400	2000	72	340	397	320	5	5		280		344	460		4	4
	480	80	1170	1700	**N252MB**	1400	2000	68	340		420	5	5	3.4	280	416		460		4	4
	480	130	1790	3000	**NU2252MA**	1400	2000	110		397	320	5	5	4.3	280	309	324	460		4	4
	480	130	1170	1700	**NJ2252MA**	1400	2000	112	340	397	320	5	5	4.3	280	309	324	460		4	4
	480	130	1790	3000	**N2252MB**	1400	2000	110	340	397	420	5	5	4.3	280	416		460		4	4
	480	158.75	2860	4500	**TNU9252**	950	1200	135		419	311	5	5	3	280	305	315	460		4	4
	480	158.75	2860	4500	**TN9252**	950	1200	130	335		411	5	5	3	280	407		460		5	5
	540	102	1940	2700	**NU352ECMA**	1100	1800	120		455	337	6	6	4.2	286	330	341	514		5	5
	540	165	3190	4550	**NU2352ECMA**	1100	1800	193		463	324	6	6	1.8	286	310	323	514		5	5
280	350	42	369	750	**NJ2856ECMA/VE900**	1600	1900	9.6	304	327	298	2	1.1	1.3	289	294	308	341		2	2
	360	38	380	710	**BC1B246314(N/CN)**	1500	1800	9.6	308		344	4	2	3.5	296	340		350		3	3
	360	38	369	670	**BC1B246314A(N/CN)**	1500	1800	9.9	308		344	4	2	3.5	296	340		350		3	3
	380	46	457	780	**440535(NU/C3R)**	1500	1800	13.2		358	306	1.5	2.1	1.5	288	300	310	369		1.5	2
	380	46	523	880	**N1956ECM**	1500	1800	15.5	312	352	358	2.1	2.1	3.7	291	354		369		2	2
	380	60	765	1400	**NU2956ECMA/VE900**	1500	1800	20.5			304.7	2.1	2.1	5	291	303	309	369		2	2

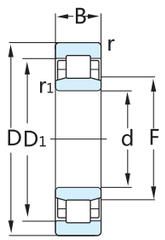

NU型
NU Type

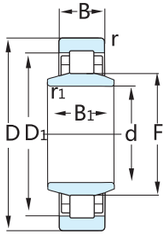

NUB型
NUB Type

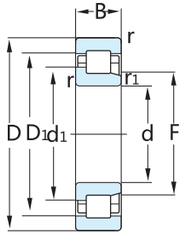

NJ型
NJ Type

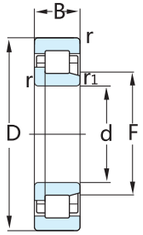

NJP型
NJP Type

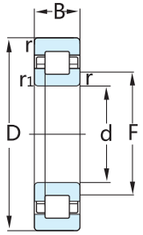

NUP型
NUP Type

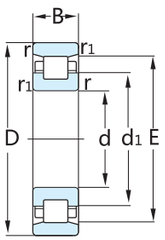

N型
N Type

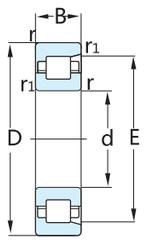

NF型
NF Type

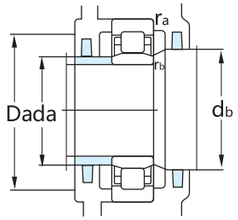

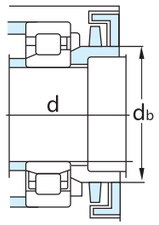

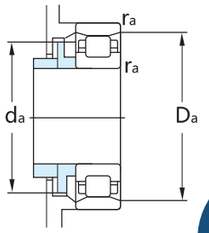

B

基本尺寸 Basic Size d mm	D	B	基本额定负荷 Basic load rating 动态dynamic C kN	静态static C_0	代号 Code -	额定转速 Speed Ratings 参考转速 Reference Speed r/min	极限转速 Limiting Speed	质量 Mass kg	尺寸 Dimensions d_1 ≈ mm	D_1 ≈	F_r,E	$r_{1,2}$ min	$r_{3,4}$ min	s[1]	挡肩及倒角尺寸 Abutment and chamfer dimensions d_a min mm	d_a max	d_b min	D_a max	D_a min	r_a max	r_b max
280 (cont.)	420	65	660	1060	**NU1056MA**	1700	2000	31.5		373.1	316	4	4	8	295	312	321	405		3	3
	460	146	2290	3900	**NU3156ECMA**	1200	2000	101		406	321	5	5	0.4	300	316	325	440		4	4
	420	82	1230	2160	**NU2056ECMA**	1100	1400	40		377	314	4	4	3.4	296	310	318	404		3	3
	500	80	1190	1800	**NU256MA**	1400	1900	71.5		417	340	5	5	3.8	300	333	344	480		4	4
	500	80	1190	1800	**NJ256MA**	1400	1900	73	360	417	340	5	5	3.8	300	333	364	480		4	4
	500	130	2330	3750	**NU2256ECMA/VE900**	200	2200	115		433	327	5	5	10.2	300	320	331	480		4	4
	580	175	2700	4300	**NU2356MA**	1000	1700	230		467	362	6	6	6.6	306	347	366	554		5	5
284.9	474.9	152.4	2240	4400	**475620(NU/C3)**	950	1200	120		413	331.8	4	4	5	301	327	336	459		3	3
287.6	474.9	152.4	2240	4400	**475620(NU/C3)**	950	1200	120		413	331.8	4	4	5	301	327	336	459		3	3
300	440	72	1080	1730	**BC1B463551(NF/C5)**	1000	1300	42	339	396	410	6.4	6.4	3.2	313	392		414		6	6
	380	38	358	680	**NU1860ECMA/VE900**	1400	1700	10.5		354	321	2.1	1.5	4.6	308	317	325	369		2	1.5
	380	48	473	980	**NU2860ECM/VE900**	1400	1700	13.5		356	321	2.1	1.5	8.5	308	318	325	369		2	1.5
	380	48	473	980	**NJ2860ECM/VE900**	1400	1700	14	326	356	321	2.1	1.5	8.5	308	318	332	369		2	1.5
	460	74	858	1370	**NU1060MA**	1500	2000	46		402	340	4	4	9.7	317	335	360	443		3	3
	460	74	858	1370	**NJ1060MA**	1500	2000	46	356	402	340	4	4	9.7	317	335	344	443		3	
	460	95	1510	2600	**NU2060ECMA**	1300	2000	62		410	341	4	4	4.1	317	336	345	443		3	3
	460	118	1650	3050	**N3060K/VA701**	1000	1300	72	356		425	1.5	4	10.7	316	420		444		1.5	4
	540	85	1420	2120	**NU260MA**	1300	1400	89.5		451	364	5	5	4.8	320	358	368	520		4	4
	540	85	1420	2120	**NUP260MA**	1300	1400	90	386	451	364	5	5		320			520		4	4
	540	140	2090	3450	**NU2260MP**	1200	1800	145		451	364	5	5	5.6	320	352	368	520		4	4
	540	140	2090	3450	**NU2260MA**	1200	1800	145		451	364	5	5	5.6	320	352	368	520		4	4
	620	185	4020	5850	**NU2360ECMA**	950	1600	270		535	371	7.5	7.5	11	332	365	375	588		6	6

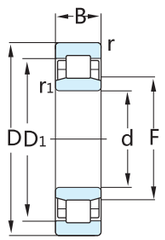

NU型
NU Type

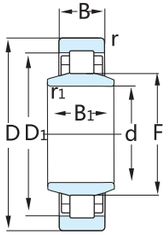

NUB型
NUB Type

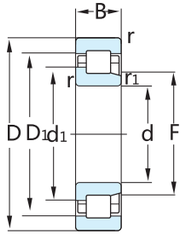

NJ型
NJ Type

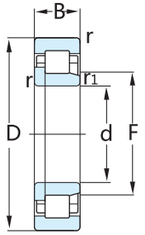

NJP型
NJP Type

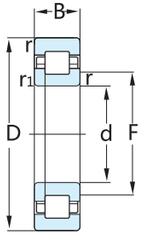

NUP型
NUP Type

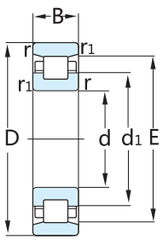

N型
N Type

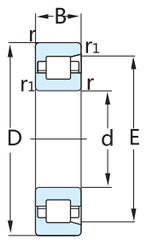

NF型
NF Type

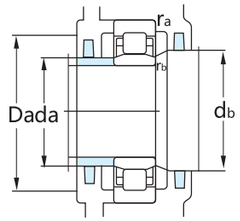

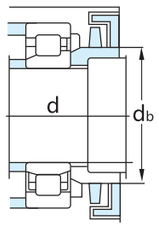

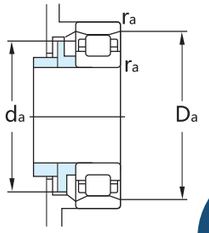

B

基本尺寸 Basic Size d mm	D	B/B1	基本额定负荷 Basic load rating 动态dynamic C kN	静态static C0	代号 Code -	额定转速 Speed Ratings 参考转速 Reference Speed r/min	极限转速 Limiting Speed	质量 Mass kg	尺寸 Dimensions d1 ≈ mm	D1 ≈	F,E	r1,2 min	r3,4 min	s1)	挡肩及倒角尺寸 Abutment and chamfer dimensions da min mm	da max	db min	Da max	Da min	ra max	rb max
320	415	43	468	865	**BC1B246315A(N/CN)**	1300	1600	16.2	352		392.6	4	2.1	4.3	336	388		428		3	2
	480	74	880	1430	**NU1064MA**	1400	1400	48.5		422	360	4	4	9.7	335	355	365	465		3	3
	480	74	880	1430	**NU1064MP**	1400	1400	48.5		422	360	4	4	9.7	335	355	365	465		3	3
	480	74	880	1430	**NJ1064MA**	1400	1400	49	376	422	360	4	4	9.7	335	355	380	465		3	
	480	95	1450	2650	**NU2064ECMA**	950	1200	62.5		428	360	4	4	8.1	336	357	364	464		3	3
	480	121	1830	3200	**NU3064ECM**	950	1200	75		431	351.3	4	4	6.2	336	344	354	464		3	3
	540	176	3140	5400	**NU3164EMA/VE900**	850	1000	175		476	368	5	5	9.6	340	360	372	520		4	4
	580	92	1830	2750	**NU264MA**	1000	1200	115		494	392	5	5	4.8	338	386	394	562		4	4
	580	150	3190	5000	**NU2264MA**	1000	1900	180		506	380	5	5	5	338	376	394	562		4	4
	580	150	3190	5000	**N2264MB**	1000	1900	180	415		510	5	5	5.9	338	505		562		4	4
	580	190.05	4130	6550	**TNU9264**	800	950	230		515	380	5	5	4.6	340	373	384	560		4	4
	620	165	3410	5300	**BC1B319915/HA4(NU/CN)**	850	1000	235		532	396.4	6	6	10	346	386	401	594		5	5
	620	165	3410	5300	**BC1B319915A/H4(NUP/CN)**	850	1000	243	426	532	396.4	6	6		346	430		594		5	5
340	420	35	212	400	**316197(N/C3W33)**	1200	1500	9.6	369		398	2.1	2.1	3.4	352	394		408		2	2
	420	48	512	1120	**NJ2868ECMA/VE900**	1200	1500	15	368	395	361	2.1	2.1	1.7	352	357	372	408		2	2
	460	56	682	1200	**NU1968ECMA**	1400	1900	27.5		421	370	3	3	1.8	353	365	374	447		2.5	2.5
	460	72	1020	2040	**NU2968M**	1400	1900	36		417	373	3	3	8.5	353	369	377	447		2.5	2.5
	460	72	1020	2040	**NJ2968ECMA/VE900**	1400	1900	37	377	421	367	3	3	3.8	353	363	381	447		2.5	2.5
	460.08	56	627	1120	**313816(NU/CN)**	1100	1400	27.5		421	371	3	3	1.8	353	365	374	447		2.5	2.5
	520	82	1080	1760	**NU1068MA**	1300	1700	65		455	385	5	5	6	358	380	389	502		4	4
	520	82	1080	1760	**NJ1068MA**	1300	1700	68	403	455	385	5	5	6	358	380	408	502		4	4
	520	82	1080	1760	**NU1068MP**	1300	1700	65		455	385	5	5	6	358	380	389	502		4	4
	520	133	2200	4150	**NU3068MA/VE900**	1100	1700	106		463	385	5	5	10	360	380	389	500		4	4
	520	133	2200	4150	**N3068K/VA701**	1100	1700	104	404		478	3	5	13.5	360	473		500		3	4

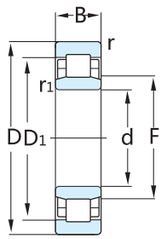

NU型
NU Type

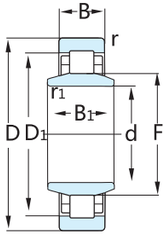

NUB型
NUB Type

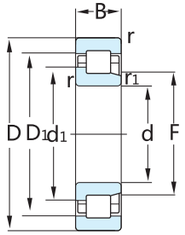

NJ型
NJ Type

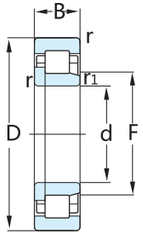

NJP型
NJP Type

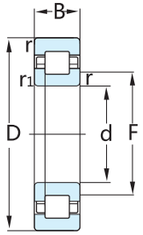

NUP型
NUP Type

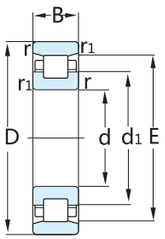

N型
N Type

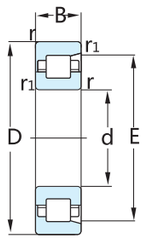

NF型
NF Type

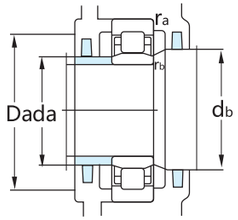

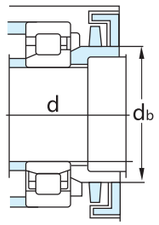

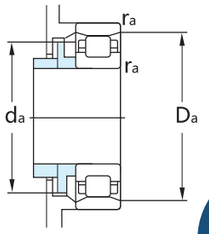

B

基本尺寸 Basic Size d mm	D	B	基本额定负荷 Basic load rating 动态dynamic C kN	静态static C_0	代号 Code -
340 (cont.)	580	190	3470	5850	**NU3168ECMA/HB1VE900**
	620	165	2640	4500	**NU2268MA**
	710	212	5610	8650	**NU2368ECMA**
360	450	50	523	1020	**BC1B246316A(N/CN)**
	480	56	781	1460	**NUZ1972MA1)**
	540	82	1100	1830	**NU1072MA**
	540	82	1100	1830	**NU1072MP**
	540	106	1940	3600	**NU2072ECMA**
	600	192	3410	6100	**NU3172EMA/VE900**
	650	95	1940	3050	**NU272MA/HB3**
	650	170	2920	4900	**NU2272MA**
	750	224	5010	8150	**NU2372ECMA**
380	480	46	561	1120	**NU1876ECMA/VE900**
	560	82	1140	1930	**NU1076MA**
	560	82	1140	1930	**NJ1076MA**
	560	135	2380	4750	**NU3076ECMP**
	680	175	3960	6400	**NU2276MA**
400	500	46	572	1180	**NU1880MP**
	500	46	572	1180	**NJ1880MP**
	540	82	1380	2800	**NU2980MA**
	540	82	1380	2800	**NU2980ECMA**

额定转速 Speed Ratings 参考转速 Reference Speed r/min	极限转速 Limiting Speed	质量 Mass kg	尺寸 Dimensions d_1 ≈ mm	D_1 ≈	F,E	$r_{1,2}$ min	$r_{3,4}$ min	s[1)]	挡肩及倒角尺寸 Abutment and chamfer dimensions d_a min mm	d_a max	d_b min	D_a max	D_a min	r_a max	r_b max
950	1600	217		507	390.5	5	5	14	360	388	403	560		4	4
1000	1500	220		515	416	6	6	8	366	401	421	594		5	5
800	1400	439		602	425	7.5	7.5	11	368	420	389	682		6	6
1100	1400	18.7	388		429	4	4	4.5	376	424		434		3	3
1400	2000	29.5		438	387.5	3	3	2	375	382	392	465		2.5	2.5
1300	1600	67.5		475	405	5	5	6.5	378	400	410	522		4	4
1300	1600	67.5		475	405	5	5	6.5	378	400	410	522		4	4
900	1100	88.5		486	405	5	5	8.9	380	399	410	520		4	4
900	1500	225		475	420	5	5	9.4	380	407	425	580		4	4
850	1000	150		546	444	6	6	2.6	386	436	448	624		5	5
950	1400	257		542	437	6	6	16.7	386	428	442	624		5	5
850	1300	510		617	465	7.5	7.5	10	392	453	470	718		6	6
1300	2000	23		449	406	2.1	2.1	2.5	390	400	410	470		1	1
1200	1600	71		495	425	5	5	10.8	398	420	430	542		4	4
1200	1600	71	443	495	425	5	5	10.8	398	420	448	542		4	
1000	1800	115		506	425	5	5	8.5	398	417	430	542		4	4
850	1300	288		595	451	6	6	8.3	406	445	457	654		5	5
1300	1900	21		465	423	2.1	2.1	3.3	410	419	428	490		2	2
1300	1900	22	433	465	423	2.1	2.1	3.3	410	419	436	490		2	
1200	1600	57		495	435	4	4	6.2	415	430	442	525		3	3
1200	1600	57		495	435	4	4	6.2	415	430	439	525		3	3

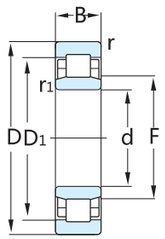

NU型
NU Type

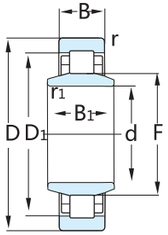

NUB型
NUB Type

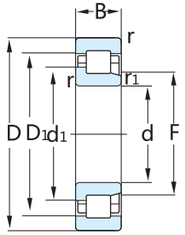

NJ型
NJ Type

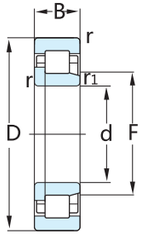

NJP型
NJP Type

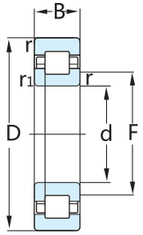

NUP型
NUP Type

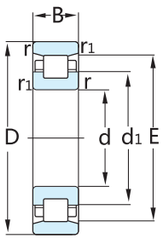

N型
N Type

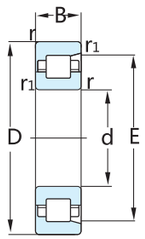

NF型
NF Type

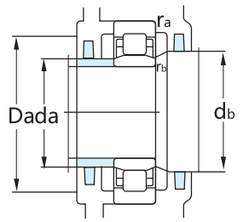

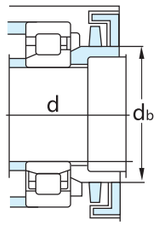

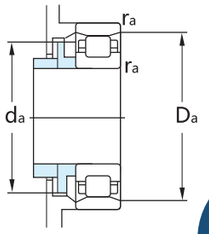

B

基本尺寸 Basic Size d mm	D	B	基本额定负荷 Basic load rating 动态dynamic C kN	静态static C_0	代号 Code -	额定转速 Speed Ratings 参考转速 Reference Speed r/min	极限转速 Limiting Speed	质量 Mass kg	尺寸 Dimensions d_1 ≈ mm	D_1 ≈	F,E	$r_{1,2}$ min	$r_{3,4}$ min	s[1)]	挡肩及倒角尺寸 Abutment and chamfer dimensions d_a min mm	d_a max	d_b min	D_a max	D_a min	r_a max	r_b max
400 (cont.)	600	90	1380	2320	**NU1080MA**	1100	1500	92.5		527	450	5	5	14	418	446	455	582		4	4
	600	90	1380	2320	**NU1080KMA**	1100	1500	92.5		527	450	2.5	5	14	418	446	455	582		2	4
	600	118	2420	4750	**NU2080ECMA**	800	950	120		536	449	5	5	9.9	420	446	454	580		4	4
	600	148	2810	5500	**NU3080MA6**	800	950	175		537	449	3	5	7.1	420	442	454	580		2.5	4
	600	148	2810	5500	**NU3080K/VA701**	800	950	175		537	449	3	5	7.1	420	442	454	580		2.5	4
420	520	40	297	610	**315932(N/C3W33)**	950	1200	17.5	458		491	2.1	2.1	4.4	431	487		509		2	2
	520	46	572	1200	**NU1884MA**	1200	1800	22		488	447	2.1	2.1	3.3	431	442	452	508		2	2
	520	46	572	1200	**NJ1884MA6/VE900**	1200	1800	22	457	488	447	2.1	2.1	3.3	431	442	462	508		2	
	520	75	935	2240	**NJ3884MA/VE900**	900	1100	33	457	489	447	2.1	1.5	2.8	431	441	462	509		2	1.5
	560	65	968	1800	**NJ1984ECMA/VE900**	900	1100	48	461	513	449	4	4	6.9	436	442	466	544		3	3
	560	82	1400	2850	**NU2984MA**	1100	1500	59		512	449	4	4	2.4	435	444	463	545		3	3
	620	90	1420	2450	**NU1084MA**	1100	1400	96		547	470	5	5	14	438	466	475	602		4	4
	620	118	2460	4750	**NU2084ECMA**	750	900	125		556	469	5	5	9.9	440	466	474	600		4	4
	620	150	2510	5100	**N3084K/VA701**	750	900	160	492		574	3	5	13	440	569		600		3	4
	700	224	4950	9000	**NU3184EMA/HB1/VE900**	750	1300	380		613	485	6	6	14.2	446	478	490	694		5	5
440	600	74	1060	2000	**NU1988MA**	1100	1400	64		544	482	4	4	5.5	455	477	487	585		3	3
	600	95	1870	3900	**NJ2988ECM/HB1VE900**	1100	1600	84	496	551	481.5	4	4	1.5	455	475	502	585		3	3

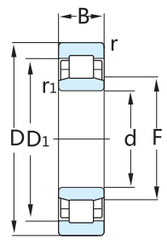

NU型
NU Type

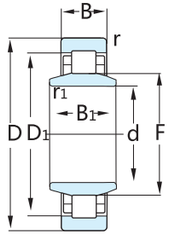

NUB型
NUB Type

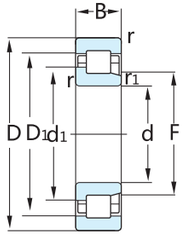

NJ型
NJ Type

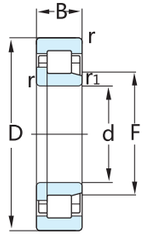

NJP型
NJP Type

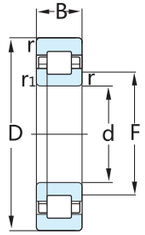

NUP型
NUP Type

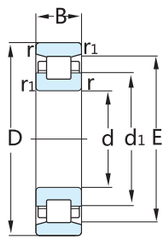

N型
N Type

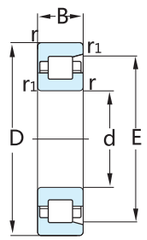

NF型
NF Type

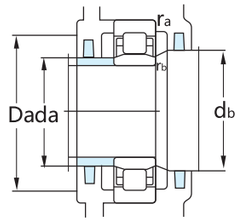

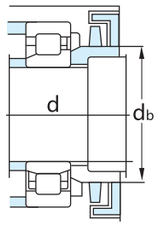

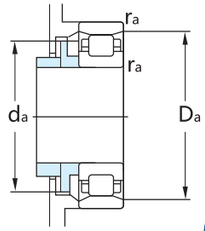

B

基本尺寸 Basic Size d mm	D	B	基本额定负荷 Basic load rating 动态dynamic C kN	静态static C_0	代号 Code -
440 (cont.)	650	94	1510	2650	**NJ1088MA**
	650	122	2550	4900	**NU2088ECMA**
	650	157	2640	5400	**N3088K/VA701**
	720	226	5120	10000	**NU3188ECMA/HB1VE900**
460	580	56	825	1700	**N1892M2P/HB3VE900**
	580	72	1080	2400	**NJ2892EMA/VE900**
	680	100	1650	2850	**NU1092MA**
	680	100	1650	2850	**NJ1092MA**
	680	128	2810	5400	**NU2092ECMA**
	680	163	3470	6400	**NU3092ECMA/VE900**
	760	240	5280	9650	**NU3192EMA/HB1VE900**
	830	165	4180	6800	**NU1292MA**
	830	212	5120	8650	**NU2292MA**
	830	212	5120	8650	**BC1B326383/HB1(NF/C3)**
480	600	56	765	1630	**NU1896MA**
	600	56	765	1630	**NJ1896MA6**
	600	72	1100	2450	**NJ2896ECMA/VE900**
	650	78	1170	2240	**NU1996MA**
	650	78	1170	2240	**NU1996KMA**
	650	78	1170	2240	**NJ1996MA**
	650	78	1170	2240	**319164(NJF/C3)**
	700	100	1680	3000	**NU1096MA**
	700	128	2860	5600	**NU2096ECMA**
	790	248	5940	10800	**NU3196EMA/HB1VE900**

额定转速 Speed Ratings 参考转速 Reference Speed r/min	极限转速 Limiting Speed	质量 Mass kg	尺寸 Dimensions d_1 ≈ mm	D_1 ≈	F,E	$r_{1,2}$ min	$r_{3,4}$ min	s[1)]	挡肩及倒角尺寸 Abutment and chamfer dimensions d_a min mm	d_a max	d_b min	D_a max	D_a min	r_a max	r_b max
850	1000	105	512	574	493	6	6	7	466	488	517	624		5	5
850	1300	145		577	487	6	6	11.9	463	483	492	627		5	5
700	850	180	516		601	4	6	13.5	466	596		624		4	5
700	1200	395		637	509	6	6	12.5	466	500	514	694		5	5
900	1100	37	502		553	3	3	3.1	473	548		567		2.5	2.5
1100	1400	48	499	543	489	3	3	1.1	473	585	505	567		2.5	
950	1200	115		600	516	6	6	15.9	483	511	521	657		5	5
950	1200	115	534	600	516	6	6	15.9	483	511	539	657		5	5
670	800	165		609	513	6	6	12.7	486	509	518	654		5	5
670	800	210		616	499	6	6	7.2	486	491	504	654		5	5
670	1100	455		662	529.3	7.5	7.5	13	492	519	534	728		6	6
750	1100	415		715	554	7.5	7.5	6.4	492	542	559	798		6	6
700	1100	530		706	554	7.5	7.5	16.5	492	542	559	798		6	6
700	1100	500	582	728	762	7.5	7.5	19	493	720		797		6	6
850	1000	39		561	511	3	3	0.4	439	507	516	587		2.5	2.5
850	1000	39.5	522	561	511	3	3	0.4	493	507	528	587		2.5	2.5
850	1000	47.5	519	563	509.5	3	3	0.8	493	504	524	587		2.5	2.5
950	1300	75.5		592	525	5	5	6.5	498	517	530	632		4	4
950	1300	74		592	525	2.5	5	6.5	498	517	530	632		2.5	4
950	1300	78	539	592	525	5	5	6.5	498	517	544	632		4	4
950	1300	78	538	592	568	5	5	5	500	515		630		4	4
900	1200	130		620	536	6	6	15.9	503	531	541	677		5	5
750	1200	179		629	533	6	6	12.7	503	529	538	677		5	5
630	1100	507		699	547	7.5	7.5	16	512	536	552	758		6	6

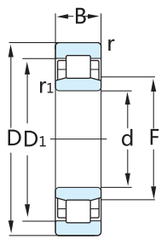

NU型
NU Type

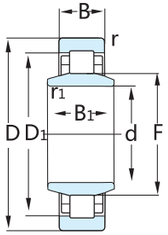

NUB型
NUB Type

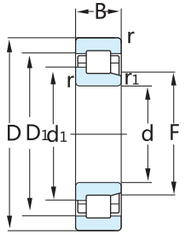

NJ型
NJ Type

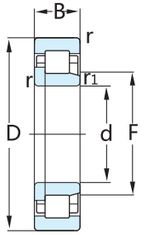

NJP型
NJP Type

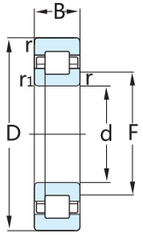

NUP型
NUP Type

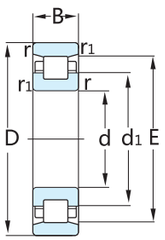

N型
N Type

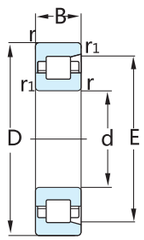

NF型
NF Type

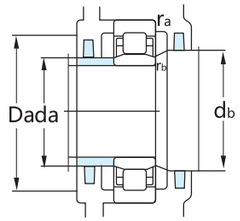

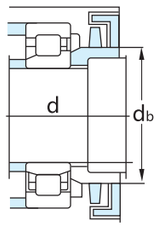

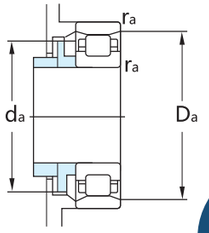

B

基本尺寸 Basic Size d mm	D	B/B1	基本额定负荷 Basic load rating 动态dynamic C kN	静态static C0	代号 Code -	额定转速 Speed Ratings 参考转速 Reference Speed r/min	极限转速 Limiting Speed	质量 Mass kg	尺寸 Dimensions d1 ≈ mm	D1 ≈	F,E	r1,2 min	r3,4 min	s1)	挡肩及倒角尺寸 Abutment and chamfer dimensions da min mm	da max	db min	Da max	Da min	ra max	rb max
500	620	45	396	830	**316198(N/C3W33)**	800	950	29	545		584	2.1	2.1	5.2	512	579		608		2	2
	620	56	825	1730	**NU18/500ECMA**	800	950	39		584	530	3	3	3.5	514	524	535	606		2.5	2.5
	670	78	1210	2360	**NU19/500MA**	750	900	79		609	544	5	5	11	520	537	549	650		4	4
	670	128	2330	5200	**NJ39/500ECMA**	700	850	130	558	619	543	5	5	8.8	520	536	563	650		4	4
	670	128	2330	5200	**N39/500EMB6/W33VE900**	700	850	130	559		633	5	5	7	520	627		650		4	4
	720	100	1720	3100	**NU10/500MA**	900	1100	135		640	556	6	6	11.2	523	550	561	697		5	5
	720	128	2920	5850	**NU20/500ECMA**	750	1100	180		649	553	6	6	12.7	523	549	558	697		5	5
	720	167	3800	7350	**NU30/500ECFR**	750	1100	233		650	540.8	6	6	8.6	523	532	546	697		5	5
	720	167	3800	7350	**NU30/500K/VA701**	750	1100	230		653	558	3	6	8.8	523	549	563	697		3	5
	830	264	6440	12000	**NU31/500EMA/HB1**	600	1000	595		728	576	7.5	7.5	14.5	532	564	581	798		6	6
	920	185	5280	8500	**NU12/500MA**	670	950	585		780	603.1	7.5	7.5	13.9	532	593	610	888		6	6
530	650	72	1170	2750	**NJ28/530ECMA**	750	900	52	570	614	560.5	3	3	0.5	544	554	575	636		2.1	2.1
	710	106	2380	5000	**NU29/530ECMA**	850	1100	130		656	573	5	5	3.3	550	566	578	690		4	4
	780	112	2290	4050	**NU10/530MA**	800	1000	190		692	593	6	6	10.4	553	585	598	757		5	5
	780	145	3740	7350	**NU20/530ECMA**	670	1000	255		704	591	6	6	6.8	553	587	596	757		5	5
	870	272	7480	14600	**N31/530K/VA701**	560	950	680	646		801	4	7.5	18.9	566	795		834		3	6
560	680	56	809	1830	**NJ18/560ECMA6/343016**	700	850	44.5	601	639	591	3	3	6.8	574	584	605	666		2.5	2.5
	750	112	2460	5700	**NU29/560ECMA**	800	1000	145		693	608	5	5	4.5	578	600	613	732		4	4
	820	115	2330	4250	**NU10/560MA**	750	1000	210		726	625	6	6	12.3	583	617	630	797		5	5
	820	115	2330	4250	**NJ10/560MA**	750	1000	210		726	625	6	6	10	583	617	630	797		5	5
	820	150	3800	7650	**NU20/560ECMA**	630	1000	290		741	626	6	6	6.7	583	616	631	797		5	5
	1030	206	7210	11200	**NU12/560MA**	560	800	805		892	668	9.5	9.5	10.3	600	657	674	990		8	8

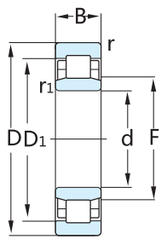

NU型
NU Type

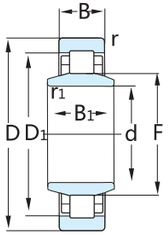

NUB型
NUB Type

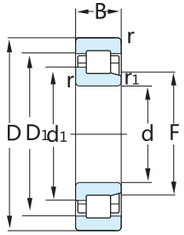

NJ型
NJ Type

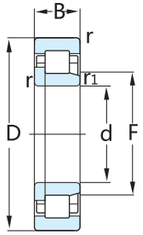

NJP型
NJP Type

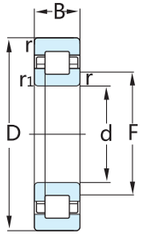

NUP型
NUP Type

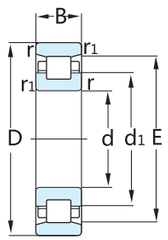

N型
N Type

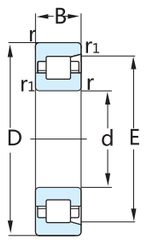

NF型
NF Type

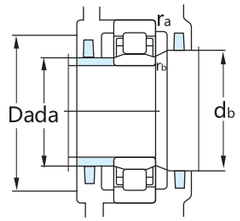

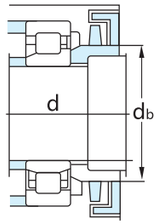

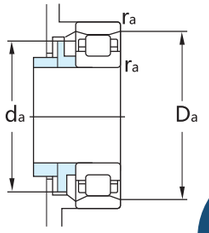

B

基本尺寸 Basic Size d mm	D	B	基本额定负荷 Basic load rating 动态dynamic C kN	静态static C_0	代号 Code -	额定转速 Speed Ratings 参考转速 Reference Speed r/min	极限转速 Limiting Speed	质量 Mass kg	尺寸 Dimensions d_1 ≈ mm	D_1 ≈	F,E	$r_{1,2}$ min	$r_{3,4}$ min	s[1]	挡肩及倒角尺寸 Abutment and chamfer dimensions d_a min mm	d_a max	d_b min	D_a max	D_a min	r_a max	r_b max
600	730	60	897	2080	**NU18/600ECMA/HB1**	800	1000	54		681	632	3	3	0.7	613	625	637	717		2.5	2.5
	800	90	1830	3600	**319165A(NJF/C3)**	630	750	135	666	740	649	5	5	3.1	620	640	672	780		4	4
	800	90	1900	3800	**319165(NJF/C3)**	630	750	135	666	740	649	5	5	3.1	620	640	672	780		4	4
	800	90	1900	3800	**NU19/600ECMA/HA1**	630	750	130		740	649	5	5	4.5	620	642	655	780		4	4
	800	90	1900	3800	**NUP19/600EMA/HA1**	630	750	140	669	740	649	5	5		620		675	780		4	4
	800	90	1900	3800	**NF19/600EMB**	630	750	135	669	740	757	5	5	6.4	620	736		780		4	4
	800	118	2920	6550	**NUP29/600ECMA**	630	750	165	669	740	649	5	5		620		675	780			
	870	118	2750	5100	**NU10/600MA**	700	900	245		779	667	6	6	14	623	658	672	847		5	5
	870	155	4180	8000	**NU20/600ECMA**	600	900	325		793	661	6	6	6.1	623	652	667	847		5	5
	870	200	5390	11000	**NU30/600ECMA/HA1**	500	600	415		796	661	6	6	14.5	626	655	666	844		5	5
	870	200	5280	11200	**N30/600K/VA701**	500	600	410	691		814	3	6	20	626	808		844		2.5	5
630	780	69	1100	2500	**NJ18/630ECMA**	750	950	75	682	724	667	4	4	1.5	645	662	685	765		3	
	780	88	1570	3900	**N28/630MB**	630	750	100	687		743	4	4	7	646	737		764		3	3
	780	112	2200	5700	**N38/630MB**	560	670	120	683		745	4	4	6.4	646	739		764		3	3
	780	112	2200	5700	**NF38/630MB**	560	670	125	683	729	745	4	4	6.4	646	723		764		3	3
	850	100	2240	4400	**NU19/630MA**	700	900	168		785	683	6	6	4.5	653	678	688	827		5	5
	850	100	2240	4400	**NU19/630ECMA/HB1**	700	900	168		785	683	6	6	4.5	653	678	688	827		5	5
	850	128	3300	7200	**NU29/630ECMA**	700	900	224		782	683	6	6	7.1	653	678	688	827		5	5
	850	128	3300	7200	**NUP29/630ECMA**	700	900	230	703	782	683	6	6		653		709	827		5	5
	920	128	3410	6200	**NU10/630ECMA/HA2**	450	530	285		837	702	7.5	7.5	6.2	666	691	706	887		6	6
	920	128	3410	6200	**NUP10/630ECMA/HA2**	450	530	285	731	837	702	7.5	7.5		666		737	887		6	6
	920	170	4730	9500	**NU20/630ECMA**	560	850	400		832	699	7.5	7.5	8.7	658	690	705	892		6	6
	920	212	6440	14300	**NU30/630/342771A**	450	530	490		827	699	7.5	7.5	9.7	666	690	705	887		6	6
660.400	863.6	107.95	3080	6550	**NUP6/660.4Q1/C9**	560	670	177	728	804	704	5	5		680	734		643		4	4

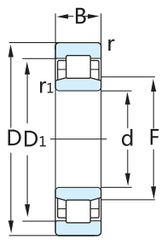

NU型
NU Type

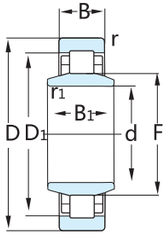

NUB型
NUB Type

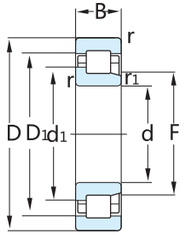

NJ型
NJ Type

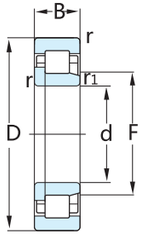

NJP型
NJP Type

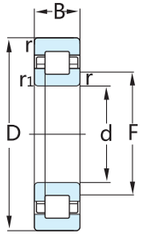

NUP型
NUP Type

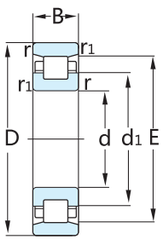

N型
N Type

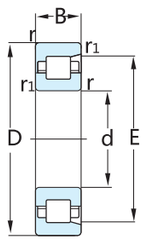

NF型
NF Type

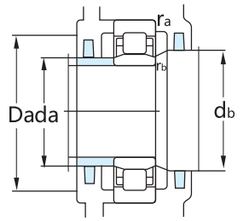

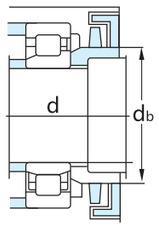

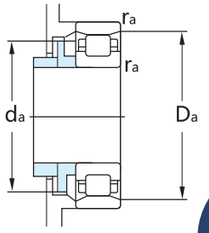

B

基本尺寸 Basic Size d mm	D	B	基本额定负荷 Basic load rating 动态dynamic C kN	静态static C_0	代号 Code -	额定转速 Speed Ratings 参考转速 Reference Speed r/min	极限转速 Limiting Speed	质量 Mass kg	尺寸 Dimensions d_1 ≈ mm	D_1 ≈	F,E	$r_{1,2}$ min	$r_{3,4}$ min	s[1]	挡肩及倒角尺寸 Abutment and chamfer dimensions d_a min mm	d_a max	d_b min	D_a max	D_a min	r_a max	r_b max
670	820	69	1230	2800	**NJ18/670MA6/343016**	560	670	84.5	721	771	708	4	4	1.5	686	700	727	804		3	3
	900	103	2330	4750	**NU19/670ECMA**	530	630	195		824	728	6	6	13	696	723	734	874		5	5
	900	103	2330	4750	**NUP19/670ECMA**	530	630	195	750	824	728	6	6		696	723	734	874		5	5
	980	136	3740	6800	**NU10/670ECMA/HA1**	430	500	350		891	747	7.5	7.5	7.9	703	736	753	947		6	6
	980	180	5390	11000	**NU20/670ECMA/HB1**	430	500	480		890	746	7.5	7.5	7	703	736	752	947		6	6
	980	230	6930	15000	**N30/670K/VA701**	430	500	595	775		914	4	7.5	22	703	908		947		3	6
	980	230	6600	14000	**NU30/670MA/342771**	430	500	600		880	744	7.5	7.5	18	703	736	750	947		6	6
710	870	74	1450	3350	**NU18/710MA/VQ114**	530	630	97.5		817	750	4	4	1	726	742	756	854		3	3
	870	95	1940	5000	**N28/710ECMB**	630	850	130	767		831	4	4	7.5	726	825		854		3	3
	950	140	3740	8300	**NU29/710ECMA/HA1**	600	800	295		875	766	6	6	8.7	734	760	772	924		5	5
	950	140	3740	8300	**NUP29/710ECMA/HA1**	600	800	300	790	875	766	6	6		734		796	924		5	5
	1030	140	4680	8500	**NU10/710ECMA**	560	750	415		939	778	7.5	7.5	17	738	769	783	1002		6	6
	1030	185	5940	12000	**NU20/710ECMA/HB1**	480	700	540		939	787	7.5	7.5	10	738	780	793	1002		6	6
750	920	78	1470	3450	**NU18/750MA**	500	600	110		863	794	5	5	9.2	770	784	800	900		4	4
	1000	112	2810	850	**NF19/750ECMB/HA1**	480	560	265	839	923	943	6	6	5.9	776	915		974		5	5
	1090	150	4730	8800	**NU10/750ECMA/HB1**	430	670	490		993	830	7.5	7.5	12.8	778	823	838	1062		6	6
	1090	195	7040	14600	**NU20/750ECMA/HA1**	430	670	635		993	832	7.5	7.5	12.8	778	823	838	1062		6	6
	980	82	1720	4150	**NJ18/800ECMA**	450	700	145	80	922	848	5	5	9.9	820	854	866	960		4	4
800	1150	155	5500	10600	**NU10/800ECMA/HB1**	340	400	560		1083	883	7.5	7.5	3	833	869	889	1117		6	6
	1150	200	7040	14600	**NU20/800ECMA**	400	630	715		1051	882	7.5	7.5	2	828	868	888	1122		6	6

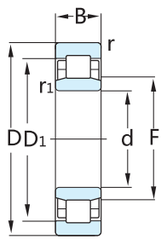

NU型
NU Type

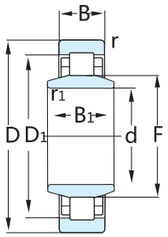

NUB型
NUB Type

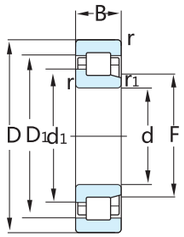

NJ型
NJ Type

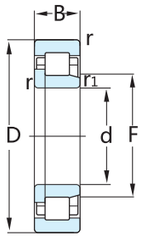

NJP型
NJP Type

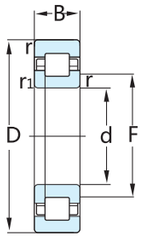

NUP型
NUP Type

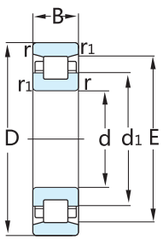

N型
N Type

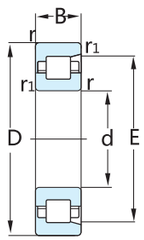

NF型
NF Type

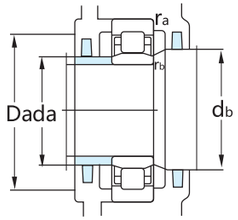

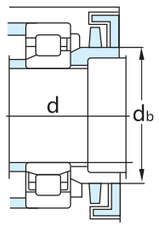

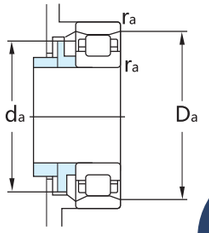

B

基本尺寸 Basic Size d mm	D	B/B1	基本额定负荷 Basic load rating 动态dynamic C kN	静态static C0	代号 Code -	额定转速 Speed Ratings 参考转速 Reference Speed r/min	极限转速 Limiting Speed	质量 Mass kg	尺寸 Dimensions d1 ≈ mm	D1 ≈	F,E	r1,2 min	r3,4 min	s1)	挡肩及倒角尺寸 Abutment and chamfer dimensions da min mm	da max	db min	Da max	Da min	ra max	rb max
850	1030	106	2120	6000	**NU28/850MA**	500	670	190		961	702	5	5	7	868	891	908	1012		4	4
	1030	106	2120	6000	**N28/850MB**	500	670	195	920		982	5	5	15	868	975		1012		4	4
	1220	212	8420	18600	**NU20/850ECMA**	360	560	880		1110	942	7.5	7.5	2	878	936	956	1190		6	6
	1220	212	8420	18600	**NJ20/850ECMA**	360	560	880			942	7.5	7.5		878			1190		6	6
900	1090	85	1980	4900	**NU18/900MA(C3H)**	450	600	170		1026	948	5	5	4.7	918	942	956	1072		4	4
	1090	112	2700	7200	**NU28/900MA/343017**			235		1026	949	5	5	9.3	920	944	956	1070		4	4
	1090	112	2700	7200	**N28/900MB**			240	968		1045	5	5	9.4	920	1038		1070		4	4
	1180	122	4130	8800	**NU19/900ECMA**			380		1095	966.5	6	6	4.1	926	957	973	1154		5	5
	1180	165	5280	12500	**NU29/900EMA6/VE043**	430	560	560		1096	969	6	6	5.9	923	958	975	1157		5	5
950	1250	175	5830	14000	**NU29/950ECMA**			745		1152	1024	7.5	7.5	7.2	983	1013	1031	1217		6	6
1000	1220	100	2640	6550	**NU18/1000MA/HB1**	400	530	265		1143	1053	6	6	12.1	1023	1040	1060	1197		5	5
	1220	100/128	2640	6550	**NUP18/1000MA/HB1**	400	530	287		1143	1053	6	6	26	1023	1040	1060	1197		5	5
	1220	128	3690	10000	**NF28/1000ECMP/HA1**			350	1075	1143	1165	6	6	6.9	1026	1135		1194		5	5
	1220	128	3690	10000	**NJ28/1000ECMP/HA1**			345	1075	1143	1053	6	6	7.6	1026	1040	1082	1194		5	5
	1320	185	7040	17300	**NU29/1000ECFR**			700		1221	1082	7.5	7.5	8.4	1033	1072	1089	1287		6	6
1060	1280	128	3580	10400	**N28/1060MB**			360	1140		1225	6	6	11.6	1086	1218		1254		5	5
	1400	195	7210	17300	**NU29/1060ECMA/HB1**			870		1295	1142	7.5	7.5	7.1	1093	1133	1149	1367		6	6
	1400	250	9130	24000	**NU39/1060ECKMA/HA1**			1070		1298	1146	7.5	7.5	17.5	1093	1140	1153	1367		6	6
	1500	325	13000	32500	**N30/1060/241663**			1900	1200		1390	9.5	9.5	24.3	1100	1382		1460		8	8

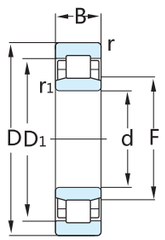

NU型
NU Type

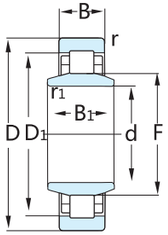

NUB型
NUB Type

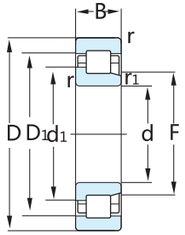

NJ型
NJ Type

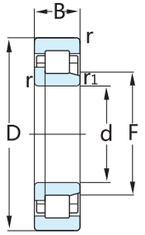

NJP型
NJP Type

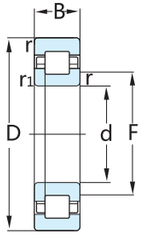

NUP型
NUP Type

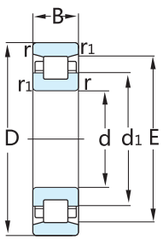

N型
N Type

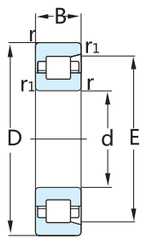

NF型
NF Type

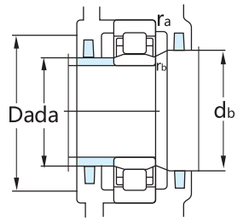

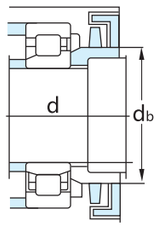

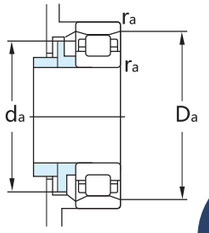

B

基本尺寸 Basic Size d mm	D	B	基本额定负荷 Basic load rating 动态dynamic C kN	静态static C_0	代号 Code -
1120	1360	106	3410	8650	**NJ18/1120ECMA**
1180	1420	106	3030	7800	**NJ18/1180ECMA/W20**
	1540	206	8970	21600	**NU29/1180ECMA/HA1**
	1540	206	8970	21600	**NUP29/1180ECMA/HA1**
	1540	272	11200	29000	**N39/1180MB**
1250	1750	290	12800	30500	**N20/1250MB**
1320	1600	122	4460	11400	**NU18/1320MAS/343016**
	1600	122	4460	11400	**NJ18/1320ECMA/VE043**
	1720	230	11400	30500	**NU29/1320ECFR/VE043**
	1720	300	13200	34000	**N39/1320MB**
1400	1700	175	6600	18300	**N28/1400ECMP**
1500	1820	140	3300	8000	**NF18/1500**
1700	2060	160	3690	9150	**N18/1700**
	2060	160	3690	9150	**NF18/1700**
1900	2300	175	8580	25000	**N18/1900/VE043**

额定转速 Speed Ratings 参考转速 Reference Speed r/min	极限转速 Limiting Speed	质量 Mass kg	尺寸 Dimensions d_1 ≈ mm	D_1 ≈	F,E	$r_{1,2}$ min	$r_{3,4}$ min	s[1)]	挡肩及倒角尺寸 Abutment and chamfer dimensions d_a min mm	d_a max	d_b min	D_a max	D_a min	r_a max	r_b max
340	430	341	1202	1290	1182	6	6	9.8	1143	1175	1210	1337		5	5
320	400	350	1263	1338	1242	6	6	12	1203	1228	1270	1397		5	5
		1050		1434	1258	7.5	7.5	14.3	1213	1250	1266	1507		6	6
		1090	1296	1434	1258	7.5	7.5		1213		1304	1507		6	6
		1400	1299		1466	7.5	7.5	21.2	1213	1458		1507		6	6
		2320	1435		1635	9.5	9.5	16.4	1290	1626		1710		8	8
260	340	536		1503	1395	6	6	4.3	1343	1382	1403	1577		5	5
260	340	536	1412	1512	1385	6	6	7.7	1343	1375	1420	1577		5	5
		1500		1594	1420	7.5	7.5	15	1356	1406	1428	1687		6	6
		1900	1452		1640	7.5	7.5	11.8	1356	1631		1687		6	6
220	360	860	1506		1637	7.5	7.5	16.2	1428	1627	1647	1672		6	6
		665	1618		1738	7.5	7.5	18.5	1533	1730		1787		6	6
		925	1832		1960	7.5	7.5	22.5	1733	1950		2027		6	6
		935	1832	1937	1960	7.5	7.5	4	1733	1928		2027		6	6
		1480	2028		2204	9.5	9.5	11.5	1940	2194		2260		8	8

基本尺寸 Basic Size d mm	D	B	r_{smin}	r_{1smin}	Ew	Fw	基本额定负荷 Basic load rating 动态dynamic C kN	静态static C_o	代号 Code -	额定转速 Speed Ratings 参考转速 Reference Speed r/min	极限转速 Limiting Speed	安装尺寸 Mounting Dimensions d_2 mm	D_2	质量 Mass kg
100	150	24	1.5	1.1		113	87.4	116	NU1020M	3800	4800		132.7	1.49
	180	34	2.1	2.1	160		196	239	N220M	3200	3800	127.2		3.47
	180	46	2.1	2	160		274	367	N2220M	3000	3800	127		5.3
	180	34	2.1	2.1	160		196	239	NF220M	3200	3800	127.2	152.8	3.6
	180	34	2.1	2.1		120	196	239	NJ220M	3200	3800	127.2	152.8	4
	180	46	2.1	2		120	274	367	NJ2220M	3000	3800	127	152.8	5.52
	180	34	2.1	2.1		120	196	239	NU220M	3200	3800		152.8	4.12
	180	46	2.1	2		119.5	274	367	NU2220M	3000	3800		152.8	5.42
	180	60.3	2.1	2.1		120	348	483	NU3220M	3200	3800		154	7.11
	180	34	2.1	2.1		119.5	196	239	NUP220M	3200	3800	127.2	152.8	4.24
	180	60.3	2.1	2.1			348	483	NUP3220M	3200	3800	126	154	7.35
	215	73	3	3	191.5		579	732	N2320ETN1	2200	2800	139.1		11.7
	215	73	3	3	185.5		464	596	N2320M	2200	2800	140.65		13.4
	215	47	3	3	191.5		367	405	N320E	2400	3000	139		7.53
	215	47	3	3	185.5		312	362	N320M	2400	3000	140.9		8.57
	215	73	3	3	185.5		464	596	NF2320M	2200	2800	139	174.3	13.6
	215	47	3	3	185.5		312	362	NF320M	2400	3000	140.9	176	9.1
	215	73	3	3		129.5	464	596	NJ2320M	2200	2800	139	174.3	14
	215	47	3	3		129.5	312	362	NJ320M	2400	3000	139	175	8.99
	215	73	3	3		129.5	464	596	NU2320M	2200	2800		174.3	13.7
	215	73	3	3		129.5	572	750	NU2320EM/YA	2200	2800		177.5	13.8
	215	47	3	3		129.5	312	362	NU320M	2400	3000		175	8.67
	215	47	3	3		129.5	312	362	NUP320M	2400	3000	139	175	9.17
105	146	66			146		293	521	RNA0L4921M	1900	2900			3.62
	190	36	2.1	2.1	173		264	315	N221EM	3000	3600	134		3.47
	190	36	2.1	2.1		125	264	315	NJ221EM	3000	3600	134	164	4.4
	190	36	2.1	2.1		125	264	315	NU221EM	3000	3600		164	4.55
	225	49	3	3	201		440	500	N321EM	2200	2800	145		9.5
	255	49	3	3		133	440	500	NJ321EM	2200	2800	145	190	9.97
	225	49	3	3		133	440	500	NU321EM	2200	2800		190	9.85
	260	60	4	4	220.5		501	570	N421M	2000	2600	159		17.7
	260	60	4	4		144.5	501	570	NJ421M	2000	2600	159	203	18
110	170	28	2	1.1	155		128	166	N1022M	3400	4300	131		2.01
	170	28	2	1.1		125	128	166	NU1022M	3400	4300		149	2.3
	200	38	2.1	2.1	180.5		292	365	N222EM	2800	3400	141		5.11
	200	53	2.1	2.1	179.5		349	470	N222M/YA4	2800	3400	141.7		7.52
	200	38	2.1	2.1	178.5		292	365	NF222M	2800	3400	141	174	5.25
	200	38	2.1	2.1		132.5	292	365	NJ222EM	2800	3400	141	174	5.6
	200	53	2.1	2.1		133.5	349	470	NJ2222M/YA4	2800	3400	141.7	171.2	7.85
	200	38	2.1	2.1		132.5	292	365	NU222EM	2800	3400		174	5.52
	200	53	2.1	2.1		133.5	349	470	NU2222MYA4	2800	3400		171.2	7.7
	240	80	3	3	211		647	833	N2322EF1/YA5	1900	2500	155.3		17.4
	240	80	3	3	211		647	833	N2322EM	1900	2500	155.25		18.8
	240	50	3	3	211		437	503	N322E/YA5	2000	2800	155		10.3
	240	50	3	3	211		462	541	N322EF1	2000	2800	155		11
	240	50	3	3	207		412	483	N322M	2000	2800	156.15		12
	240	50	3	3	207		412	483	NF322M	2000	2800	154	194.8	12.1
	240	80	3	3		143	647	833	NJ2322EF1/YA5	1900	2500	153.6	199	18.1
	240	80	3	3		143	647	833	NJ2322EM	1900	2500	153.6	199	19.5
	240	50	3	3		143	462	541	NJ322EF1	2000	2800	155	201	11.3
	240	50	3	3		143	437	503	NJ322EM/C9SOYA5	2000	2800	155	201	12.2
	240	50	3	3		143	412	483	NJ322M	2000	2800	154	194.8	12.4
	240	80	3	3		143	684	896	NU2322EF1/C9YA5	1900	2500		199	17.5
	240	80	3	3		143	684	896	NU2322EF1/YA5	1900	2500		199	17.5
	240	80	3	3		143	647	833	NU2322EM	1900	2500		199	19
	240	80	3	3		143	647	833	NU2322EM/C9	1900	2500		199	19
	240	80	3	3		143	714	948	NU2322EM/YA	1900	2500		199	19.2

基本尺寸 Basic Size d mm	D	B	r_{smin}	r_{1smin}	Ew	Fw	基本额定负荷 Basic load rating 动态dynamic C kN	静态static C_o	代号 Code -	额定转速 Speed Ratings 参考转速 Reference Speed r/min	极限转速 Limiting Speed	安装尺寸 Mounting Dimensions d_2 mm	D_2	质量 Mass kg
110	240	50	3	3		143	462	541	NU322EF1	2000	2800		201	11
	240	50	3	3		143	412	483	NU322M	2000	2800		194.8	12.1
	240	50	3	3		143	412	483	NUP322M	2000	2800	154	194.8	12.5
	280	65	4	4	235		523	585	N422M	1900	2500	171		23
	280	65	4	4		155	523	585	NJ422M	1900	2500	171	217	23.8
	280	65	4	4		155	523	585	NU422M	1900	2500		217	23.4
	280	65	4	4		155	523	585	NUP422M	1900	2500	171	217	24.2
120	180	28	2	1.1	165		142	197	N1024M	3200	4000	141		2.58
	180	28	2	1.1		135	142	197	NJ1024M	3200	4000	141	159.6	2.8
	180	28	2	1.1		135	142	197	NU1024M	3200	4000		159.6	2.7
	215	58	2.1	2.1	191.5		411	575	N2224M	2400	3000	152		9.75
	215	40	2.1	2.1	191.5		276	345	N224M	2400	3000	152.1		6.54
	215	40	2.1	2.1	191.5		276	345	NF224M	2400	3000	152.1	183.8	6.68
	215	58	2.1	2.1		143.5	411	575	NJ2224M	2400	3000	152	182.9	11.7
	215	40	2.1	2.1		143.5	276	345	NJ224M	2400	3000	152.1	183.8	6.71
	215	58	2.1	2.1		143.5	411	575	NU2224M	2400	3000		182.9	9.88
	215	40	2.1	2.1		143.5	276	345	NU224M	2400	3000		183.8	6.58
	215	76	2.5	2.5		143.5	521	738	NU3224M	2400	3000		186	12.7
	215	40	2.1	2.1		143.5	276	345	NUP224M	2400	3000	152.1	183.8	6.84
	215	76	2.5	2.5		143.5	521	738	NUP3224M	2400	3000	151	186	13
	240	80	4	4		150	563	759	NJ3224X3M/SO	1900	2500	162	198	17.8
	240	80	4	4		150	563	759	NJP3224X3M/SO	1900	2500		198	17.8
	260	86	3	3	230		844	1120	N2324EF1/YA5	1800	2400	169.2		22.2
	260	86	3	3	230		757	959	N2324EM	1800	2400	169.25		23.5
	260	55	3	3	226		511	604	N324M	1900	2600	168.4		15.2
	260	86	3	3	230		750	959	NF2324M	1900	2600	169.25		23.7
	260	55	3	3	226		511	604	NF324M	1900	2600	168.4	211.6	15.4
	260	86	3	3		154	844	1120	NJ2324EF1/YA5	1800	2600	167.7	214.8	23.2
	260	86	3	3		154	750	959	NJ2324EM	1800	2400	167.7	214.8	24.5
	260	55	3	3		154	511	604	NJ324M	1900	2600	165.6	214.8	15.9
	260	86	3	3		154	844	1120	NU2324EF1/YA5	1800	2400		214.8	22.5
	260	86	3	3		154	750	959	NU2324EM	1800	2400		214.8	23.9
	260	86	3	3		154	750	959	NU2324EM/C9	1800	2400		214.8	23.9
	260	86	3	3		154	818	1110	NU2324M/YA1	1800	2600		211.6	24.2
	260	55	3	3		154	511	604	NU324M	1900	2600		211.6	15.4
	260	86	3	3		154	750	959	NUP2324M	1800	2400	167.7	214.8	24.3
	260	55	3	3		154	511	604	NUP324M	1900	2600	165.6	211.6	16.3
	310	72	5	5	260		723	845	N424M	1800	2400	186.4		29.8
	310	72	5	5		170	723	845	NJ424M	1800	2400	186.4	243.8	31.9
	310	72	5	5		170	723	845	NU424M	1800	2400		243.8	31.4
130	200	33	2	1.1	182		165	224	N1026M	2900	3400	154.1		3.9
	200	33	2	1.1	182		165	224	NF1026M	2900	3400	154.1	175	3.95
	200	33	2	1.1		148	165	224	NJ1026M	2900	3400	154.1	175	4.05
	200	33	2	1.1		148	165	224	NU1026M	2900	3400		175	4
	230	64	3	3	204		461	682	N2226M	2200	2800	164.6		11.5
	230	40	3	3	204		282	363	N226M	2200	2800	165.6		7.43
	230	64	3	3		156	461	682	NJ2226M	2200	2800	164.6	195.4	12.3
	230	40	3	3		156	282	363	NJ226M	2200	2800	164	196.3	7.6
	230	40	3	3		156	294	383	NJ226M/YA5	2200	2800	164	196.3	7.61
	230	64	3	3		156	461	682	NU2226M	2200	2800		195.4	12.2
	230	40	3	3		156	282	363	NU226M	2200	2800		196.3	7.46
	230	40	3	3		156	294	383	NU226M/YA5	2200	2800		196.3	7.47

基本尺寸 Basic Size d mm	D	B	r_{smin}	r_{1smin}	Ew	Fw	基本额定负荷 Basic load rating 动态dynamic C kN	静态static C_o	代号 Code -	额定转速 Speed Ratings 参考转速 Reference Speed r/min	极限转速 Limiting Speed	安装尺寸 Mounting Dimensions d_2 mm	D_2	质量 Mass kg
130	250	80	4	4		158	645	878	NJ3226X1EM/SOYA	2200	3000	170	208	19
	250	80	4	4		158	645	878	NJ3226X1M/SO	1900	2500	170	208	18.9
	250	80	4	4		158	645	878	NJP3226X1M/SO	1900	2500		208	18.9
	250	80	4	4		158	645	878	NJP3226X1M/SOYA	1900	2500		208	19
	280	93	4	4	247		877	1160	N2326EM	1600	2200	181.4		30.1
	280	58	4	4	247		590	694	N326EF1	1700	2200	182		17.1
	280	58	4	4	243		535	630	N326M	1700	2200	180.8		18.6
	280	58	4	4	243		535	630	NF326M	1700	2200	179	230	18.8
	280	93	4	4		167	877	1160	NJ2326EM	1600	2200	179.8	232.6	31.2
	280	58	4	4		167	535	630	NJ326M	1700	2200	179	230	19.1
	280	93	4	4		167	877	1160	NU2326EM	1600	2200		232.6	30.4
	280	58	4	4		167	590	694	NU326EF1	1700	2200		235.4	17.2
	280	58	4	4		167	535	630	NU326M	1700	2200		230	18.8
	280	93	5	5		167	877	1160	NUP2326EM	1600	2200	179.8	232.6	32
	340	78	5	5	285		837	977	N426M	1600	2000	203		39
	340	78	5	5		185	837	977	NJ426M	1600	2000	203		39.9
	340	78				185	837	977	NU426N	1600	2000		269	39.4
133.603	165	20	2	1.1	192		128	203	RNU1952X2V			152.7		0.762
140	210	33	2	1.1	192		210	314	N1028M	2700	3200	166.4		4.1
	210	33	2	1.1		158	210	314	NF1028M	2700	3200	166.4	186.6	4.15
	210	33	2	1.1		158	210	314	NJ1028M	2700	3200	166.4	186.6	4.3
	210	33	3	3	221		210	314	NU1028M	2700	3200		186.6	4.21
	250	68	3	3	221		530	755	N2228M	2000	2600	178		15
	250	42	3	3		169	347	460	N228M	2000	2600	179.4		9.41
	250	68	3	3		169	530	755	NJ2228EM/YA5	2000	2600	178	214.9	15.4
	250	42	3	3		169	404	533	NJ228EL	2000	2600	178	215	8.71
	250	42	3	3		169	347	460	NJ228M	2000	2600	178	211.6	9.64
	250	68	3	3		169	530	755	NU2228EM/YA5	2000	2600		214.9	15.2
	250	42	3	3		169	347	460	NU228M	2000	2600		211.6	9.46
	250	82.553		3		168	700	1100	NU3228X2M/C9	1900	2900		210	18.7
	250	42	3	3		169	347	460	NUP228M	2000	2600	178	211.6	9.79
	300	102	4	4	264		975	1310	N2328EM	1400	1800	193.4		37.5
	300	62	4	4	260		624	758	N328M	1600	2000	196		22.7
	300	62	4	4	260		624	758	NF328M	1600	2000	196	245.6	23
	300	102	4	4		180	975	1310	NJ2328EM	1600	2000	195	248	38.6
	300	62	4	4		180	624	758	NJ328M	1600	2000	194.2	245.6	23.3
	300	102	4	4		180	975	1310	NU2328EM	1600	2000		248	38.1
	300	62	4	4		180	624	758	NU328M	1600	2000		245.6	22.9
	300	62	4	4		180	624	758	NUP328M	1600	2000	196	245.6	23.5
	360	82	5	5	304		893	1020	N428M	1400	1800	215.4		47.5
	360	82	5	5		196	893	1020	NJ428M	1400	1800	215.4	286.7	48.7
	360	82	5	5		196	893	1020	NU428M	1400	1800		286.7	48
150	225	35	2.1	1.5		168	258	361	NJ1030M/YA4	2600	3000	175	202.4	5.1
	225	35	2.1	1.5		168	258	361	NU1030M/YA4	2600	3000		202.4	4.99
	270	45	3	3	238		379	500	N230	1900	2400	192.5		10.3

基本尺寸 Basic Size d mm	D	B	r_{smin}	r_{1smin}	Ew	Fw	基本额定负荷 Basic load rating 动态dynamic C kN	静态static C_o	代号 Code -	额定转速 Speed Ratings 参考转速 Reference Speed r/min	极限转速 Limiting Speed	安装尺寸 Mounting Dimensions d_2 mm	D_2	质量 Mass kg
150	270	45	3	3	238		395	528	N230M	1900	2400	192		11.6
	270	45	3	3	238		395	528	NF230M	1900	2400	192	227.9	11.1
	270	73	3	3		182	661	979	NJ2230M	1700	2200	192.8	231.5	20.1
	270	45	3	3		182	395	528	NJ230M	1900	2400	192	227.9	12.1
	270	73	3	3		182	661	979	NU2230M	1700	2200		231.5	19.6
	270	45	3	3		182	395	528	NU230M	1900	2400		227.9	11.9
	270	45	3	3		182	395	528	NUP230M	1900	2400	192	227.9	12.3
	320	65	4	4	277		677	828	N330M	1500	1900	209.8		27
	320	108	4	4	283		1070	1440	NF2330M	1300	1700	209	265	44.9
	320	65	4	4	277		677	828	NF330M	1500	1900	209.8	261.7	27.8
	320	108	4	4		193	1070	1440	NJ2330EM	1300	1700	209	265	46.3
	320	65	4	4		193	677	828	NJ330M	1500	1900	208	261.7	27.7
	320	108	4	4		193	1070	1440	NU2330EM	1300	1700		265	44.9
	320	65	4	4		193	677	828	NU330M	1500	1900		261.7	27.2
	320	65	4	4		193	677	828	NUP330M	1500	1900	208	261.7	27.9
	380	85	5	5		216	1020	1270	NU430M/YA4	1300	1700	301.3		55.8
150.025	180	26	2				172	351	RNU3828X1V			165		1.17
160	240	38	2.1	1.5		180	268	399	NJ1032M	2200	2600	186.6	212.8	6.34
	240	38	2.1	1.5		180	268	399	NU1032M	2200	2600		212.8	6.2
	240	32.1					366.82	826.63	XZ1-89	2400	3000			6.47
	290	48	3	3	257		495	657	N232M/YA4	1800	2200	205.6		14.4
	290	80	3	3		193	786	1146	NJ2232EM	1600	2000	205.2	250	25.4
	290	48	3	3		193	495	657	NJ232M/YA4	1800	2200	204.5	244	15.1
	290	80	3	3		193	786	1146	NU2232EF1	1600	2000		252	22.8
	290	80	3	3		193	786	1146	NU2232EM	1600	2000		250	25
	290	48	3	3		193	495	657	NU232M/YA4	1800	2200		244	14.9
	340	68	4	4	292		740	946	N332M	1400	1800	224.8		32.1
	340	68	4	4	292		740	946	NF332M	1400	1800	224.8	278.5	32.4
	340	114	4	4		204	1270	1750	NJ2332EM	1200	1600	220.2	281	54.6
	340	114	4	4		204	1270	1750	NU2332EM	1200	1600		281	53.8
170	260	90	2.1			192	787	1400	NAL4034	1100	1600		230	15.9
	260	42	2.1	2.1		192	304	437	NJ1034M/YA4	2100	2500	200	229	8.59
	260	42	2.1	2.1		192	304	437	NU1034M/YA4	2100	2500		229	8.04
	260	67	2.5	2.5		192	532	895	NU3034M	2200	2600		229	13.7
	310	52	4	4	272		529	732	N234M	1800	2200	222.6		18.4
	310	52	4	4	272		529	732	NF234M	1800	2200	220	260	18.6
	310	52	4	4		208	529	732	NJ234M	1800	2200	220	260	18.8
	310	52	4	4		208	529	732	NU234M	1800	2200		260	18.4
	310	52	4	4		208	529	732	NUP234M	1800	2200	220	260	19.1
	360	72	4	4	318		952	1180	N334EM	1300	1700	238		37.4
	360	72	4	4	310		809	1040	NF334M	1300	1700	238	302	37.7
	360	120	4	4		220	1240	1780	NJ2334F1	1100	1500	237	290	59.3
	360	72	4	4		220	809	1040	NJ334M	1300	1700	238	302	38.1
	360	120	4	4		220	1240	1780	NU2334F1	1100	1500		290	57.8
180	280	31	2	2	250		261	405	N036L	1600	2000	218		7.25

基本尺寸 Basic Size d mm	D	B	r_{smin}	r_{1smin}	Ew	Fw	基本额定负荷 Basic load rating 动态dynamic C kN	静态static C_0	代号 Code -	额定转速 Speed Ratings 参考转速 Reference Speed r/min	极限转速 Limiting Speed	安装尺寸 Mounting Dimensions d_2 mm	D_2	质量 Mass kg
180	280	31	2	2	250		261	405	**N036M**	1600	2000	218		7.89
	280	100	2.1			207	862	1610	**NAL4036**	940	1400		250	21.5
	280	100	2.1	2.1		205	834	1460	**NAL4036M**	940	1400		250.4	24.3
	280	46	2.5	2.5		205	358	519	**NU1036M**	1900	2300		245	10.5
	280	82.6	2.1	2.1		204.5	734	1220	**NU3036X2M**	2200	2600		250.7	20
	320	52	4	4	287		560	767	**N236M/YA4**	1700	2000	232.6		18.9
	320	86	4	4		215	971	1440	**NJ2236EM**	1400	1800	228.7	278	31.9
	320	52	4	4		219	560	767	**NJ236M/YA4**	1700	2000	231	273.4	19.3
	320	86	4	4		215	971	1440	**NU2236EM**	1400	1800		278	31.5
	320	52	4	4		219	560	767	**NU236M/YA4**	1700	2000		273.4	19
	320	112	4	4		215	971	1860	**NU3236M**	1700	2000		278	41.6
	320	52	4	4		219	560	767	**NUP2336M/YA4**	1700	2000	231.2	273.4	20
	380	75	4	4	328		913	1180	**N336M**	1200	1600	249.3		39.6
	380	126	4	4			1510	2050	**NJ2336M/YA4**	1000	1400	247.8	318.2	76.2
	380	126	4	4		228	1510	2050	**NU2336M/YA4**	1000	1400		318.2	73.9
	380	75	4	4		228	913	1180	**NU336M**	1200	1600		312.6	39.9
190	280	75	2.5	2.5		232	625	1100	**NU3038X1EF1/W33YA2**	2200	2600		251.4	14.7
	280	75	2.5	2.5		212	585	1010	**NU3038X1H/W33YA2**	2200	2600		251.4	16.2
	290	100	2.1			212	899	1670	**NAL4038**	900	1300		258	22.6
	290	46	2.5	2.5		217	434	622	**NU1038M/YA4**	1700	2000		256.8	11
	340	55	4	4	304		632	875	**N238M/YA4**	1600	1900	246.4		22.9
	340	55	4	4		232	632	875	**NJ238M/YA4**	1600	1900	245	289.6	23.5
	340	92	4	4		228	1030	1500	**NU2238EM/YA4**	1300	1700		293.6	38.4
	340	55	4	4		232	632	875	**NU238M/YA4**	1600	1900		289.6	23
	340	114.3	3	3		226	1340	2072	**NU3238X2M**	1400	1800		296.6	49.2
	400	132	5	5		240	1640	2240	**NU2338M/YA4**	1100	1500		335.1	85.2
	400	78	5	5		245	1140	1500	**NU338M**	1100	1500		329	51.1
200	310	51	2.1	2.1	283		446	656	**N1040N/YA4**	1600	1900	238		13.2
	310	51	2.1	2.1	283		446	656	**NF1040M/YA4**	1600	1900	238	270.1	13.5
	310	51	2.1	2.1		227	446	656	**NJ1040M/YA4**	1600	1900	238	270.1	14.4
	310	51	2.1	2.1		227	446	656	**NU1040M/YA4**	1600	1900		270.1	14.1
	310	51	2.1	2.1		227	446	656	**NU1040M/YA4+HJ1040**	1600	1900		270.1	15.8
	320	88.9	2.1	2.1		230	919	1500	**NU3040X3M**	1400	1700		285	29.3
	340	50	4	4	303		542	782	**N0140X2M**	1900	2500		252	19.7
	360	58	4	4	316		653	928	**N240M**	1500	1800	258		27
	360	58	4	4	316		653	928	**NF240M**	1500	1800	258	302	27.3
	360	58	4	4		244	653	928	**NJ240M**	1500	1800	257.6	302	27.8
	360	58	4	4		244	653	928	**NU240M**	1500	1800		302	27.3
	420	138	5	5	360		1670	2550	**N2340N**	1000	1300	278		102
	420	80	4.7	4.7		260	1170	1530	**NU340M**	1000	1400		346	56
	420	80	4.7	4.7		258	1170	1530	**NU340Q4/YA4**	1000	1400		346	56.9
220	300	38	1.5	1.5	280		330	572	**N1944N**	1400	1700	248		8.2
	300	48	2.1	2.1		240	419.55	779.82	**NU2944M**	1400	1700		272	10.4
	340	56	3	3		250	588	922	**NJ1044M**	1400	1700	260.8	299.2	19.5
	340	56	3	3		250	588	922	**NU1044M**	1400	1700		299.2	19

基本尺寸 Basic Size d mm	D	B	r_{smin}	r_{1smin}	Ew	Fw	基本额定负荷 Basic load rating 动态dynamic C kN	静态static C_0	代号 Code -	额定转速 Speed Ratings 参考转速 Reference Speed r/min	极限转速 Limiting Speed	安装尺寸 Mounting Dimensions d_2 mm	D_2	质量 Mass kg
220	340	56	3	3		250	588	922	**NU1044Q4/S0**	1400	1700		299.2	19.5
	350	51	3	3		251	579	863	**NU1040X3M**	1700	2000		308.1	19.9
	350	98.4	3	3		252	1100	1830	**NU3044X3M**	1300	1600		312.5	38.4
	400	65	4	4	350		865	1270	**N244M**	1500	1800	287.45		38.9
	400	65	4	4		270	865	1270	**NJ244M**	1500	1800	286	334	40.5
	400	108	4	4		268	1300	1988	**NU2244M/YA4**	1000	1400		341.8	63.5
	400	65	4	4		270	865	1270	**NU244M**	1500	1800		334	38.9
	400	65	4	4		270	865	1270	**NUP244M**	1500	1800	286	334	40.8
	400	88	5	5		284	1250	1670	**NJ344M**	900	1200	301.9	378.1	78
	460	145	5	5		277	2160	3053	**NU2344M/C9YA4**	700	1100		382.6	123
	460	145	5	5		277	2160	3053	**NU2344M/YA4**	700	1100		382.6	123
	460	88	5	5		284	1250	1670	**NU344M**	900	1200		378.1	74.9
240	360	56	3	3		270	621	1010	**NU1048M**	1200	1400		319.2	20.9
	390	108	4	4		273	1400	2200	**NU2148X3M**	1200	1500		346.8	53.4
	440	72	4	4		295	954	1370	**NJ248M**	1300	1600	309	370.6	52.7
	440	72	4	4		295	954	1370	**NU248M**	1300	1600		370.6	52.2
	440	72	4	4	385		954	1370	**N248M**	1300	1600	311.2		51.6
	500	95	5	5		310	1450	2000	**NU348M**	800	1000		410.8	97.1
260	360	46	2.1	2.1	339		485	831	**N1952M**	1200	1400	296.4		13.3
	400	65	4	4	364		644	998	**N1052M**	1100	1300	309.2		30.8
	400	65	4	4		296	644	998	**NU1052M**	1100	1300		348.4	31.4
	400	65	4	4		296	644	998	**NUP1052M**	1100	1300		348.4	32.6
	480	130	5	5		322	1710	2860	**NU2252M/YA4**	900	1100		399	113
	480	80	5	5		320	1240	1840	**NU252M**	1100	1400		402	70.3
280	380	46	2.1	2.1		307	493	863	**NU1956M**				350.7	15.9
	420	65	4	4		316	660	1060	**NU1056M**	980	1200		373.1	29.8
285	388	70	2.1	2.1	366.5		839	1550	**N3957X3M/W33**			317		25.1
300	460	74	4	4		340	1000	1660	**NJ1060**	860	1000	353	407	45.1
	460	74	4	4		340	1000	1660	**NU1060**	860	1000		407	45.1
	540	85	5	5		364	1420	2120	**NU260M**	1000	1300		458.1	87.2
340	440	56	2.1	2.1		365	660	1370	**NU1968X1H/YA2**	1500	1700		406	22.7
	440	56	2.1	2.1		365	666	1370	**NUP1968X1M**			373.5	406	23.6
360	540	57	5	5		410	1000	1750	**NU072M**	700	900	472		49
400	500	75	2.1	2.1		425	948	2230	**NJ3880Q4**			434.4	467.6	36.4
	500	75	2.1	2.1		425	948	2230	**NU3880Q4**				467.6	35.7
	600	90	5	5		450	1500	2610	**NU1080**	630	860		532	88.2
419.1	558.8	76.2	4	4		447	1430	2740	**NUP464779Q4/C9YA4**	1100	1200	460	514	55.8
460	620	95	4	4		496	1800	3690	**NUP2992**	510	640	516	564	83.1
469.9	571.5	82.55	4	4		489.5	1360	3220	**NUP6/469.9Q4**			497	543.3	44.9
500	620	45	3	3			411	960	**N18/500X2Q4/W33YB3**	500	680	546		31
	620	72	3	3		528	1200	2800	**NUP28/500Q4/C9**			538	581	51
508	609.6	82.55	5	5			1420	3460	**NUP6/508Q4**	400	500	537.5	580	48.5
	622.3	95.25	4	4			1700	4400	**NUP464775Q4/C9YA4**	400	500	543.4	587	65.1
530	650	72	3	3			1170	2880	**N28/530**	400	500	572		48.3
	650	72	3	3			1170	2880	**NF28/530**	500	680	572	608	46.8

基本尺寸 Basic Size d mm	D	B	r_{smin}	r_{1smin}	Ew	Fw	基本额定负荷 Basic load rating 动态dynamic C kN	静态static C_o	额定转速 Speed Ratings 参考转速 Reference Speed r/min	极限转速 Limiting Speed	代号 Code -	安装尺寸 Mounting Dimensions d_2 mm	D_2	质量 Mass kg
530	710	106	5	5			2190	4920	400	500	**NUP29/530/CNP**	589.4	650.6	123
558.8	685.8	100	4	4			2049	5209	400	500	**NUP464744Q4/C9**	597.8	648.1	83.4
	711.2	88.9	4	4			1850	4340	400	500	**NUP6/558.8Q4**	607.8	662.2	93
560	680	72	4	4			1260	3260	480	650	**NF28/560Q4**	600	641	57.1
571.5	711.2	120.65	5	5			2380	5900	380	470	**NUP6/571.5Q4**	613.1	668.9	114
600	730	90	3	3			1810	4720	370	460	**NFP38/600X2Q4**	641.5	689	83.2
630	780	88	4	4			1770	4430	360	450	**NF28/630**	682	728	96.3
	780	88	4	4			1770	4430	360	450	**NF28/630Q4**	682	728	100
	780	112	4	4			2520	6690	360	450	**NFP38/630Q4**	678	733	126
	850	100	6	6			2390	4760	300	370	**NF19/630**	700	780	160
	850	100	6	6			2390	4760	300	370	**NUP19/630/C9**	700	780	165
660.4	812.8	107.95	4	4			2340	6200	320	410	**NUP464776Q4/C9YA4**	709.4	763.8	129
	863.6	107.95	4	4			2820	6380	300	410	**NUP464777Q4/C9YA4**	725	798	178
666.75	838.2	114.3	4	4			2590	5960			**NFP38/666.75X3**	718	787	143
	838.2	114.3	4	4			2760	6990	310	390	**NFP38/666.75X3Q4**	718	787	154
670	820	112	5	5			2570	7000	310	390	**NFP38/670Q4**	718	773	133
673.1	838.2	117.475	6	6			2750	7050	310	390	**NUP6/673.1Q4**	725.4	786.6	155
710	950	106	6	6			2540	5490	220	300	**NUP19/710/W20C9**	796	864	217
	950	106	6	6			2540	5490	220	300	**NUP19/710W20**	796	864	217
711.2	863.6	107.95	5	5			2710	6840	220	300	**NUP6/711.2-1Q4**	754	819	135
	914.4	107.95	5	5			3240	7080	220	300	**NUP6/711.2Q4**	768.8	855	186
723.795	908.05	120.65	6	6			3360	8090	220	300	**NFP6/723.795Q4**	778.8	855.2	193
	908.05	120.65	6	6			3360	8090	220	300	**NFP6/723.795Q4/HC**	778.8	855.2	193
750	920	128	6	6			3270	8690	200	280	**NFP38/750Q4**	802	868	193
840	1040	125	5	5			3264	8821	170	240	**NUP6/840/C9**	910	970	247
850	1030	106	5	5			2170	6120	170	240	**N28/850Q4**	915		182
950	1250	175	7.5	7.5			6030	14500	140	180	**NU29/950**		1168	549
1130	1310	140	6	6			3270	14500	130	170	**NAL28/1130X1V**		1237	324