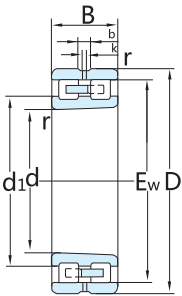
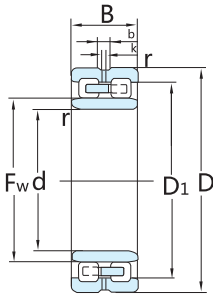


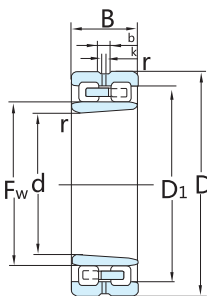
NN(柱)



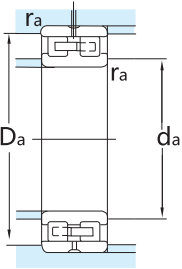
NN(锥)



NNU(柱)



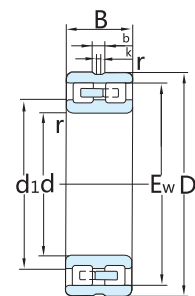
NNU(锥)



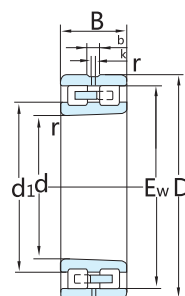
基本尺寸 Basic Size						基本额定负荷 Basic load rating		型号 Designation(Design)	
d	D	B	r _{min}	Fw	Ew	动态dynamic C	静态static C ₀	圆柱孔 Cylindrical bore	圆锥孔 Tapered bore
mm						kN			
80	125	34	1.1		113	119	186	NU3016	NN3016K
90	140	37	1.5		127	143	228	NU3018	NN3018K
95	145	37	1.5		132	150	246	NU3019	NN3019K
100	140	30	1.1		130	106	182	NN3920	NN3920K
	140	40	1.1		130	155	295	NN4920	NN4920K
	140	40	1.1	112		155	295	NNU4920	NNU4920K
	150	37	1.5		137	157	265	NN3020	NN3020K
	165	52	1.1		148	234	360	NN3120	
	165	52	2	118		234	360	NNU3120	
105	145	40	1.1		135	161	315	NN4921	
	145	40	1.1	117		161	315	NNU4921	NN4921K
	160	41	2		146	198	320	NN3021	NN3021K
	160	41	2	120		198	320	NNU3021	NNU3021K
110	150	30	1.1		140	114	207	NN3922	NN3922K
	150	40	1.1		140	167	335	NN4922	NN4922K
	150	40	1.1	122		167	335	NNU4922	NNU4922K
	170	45	2		155	229	375	NN3022	NN3022K
	170	45	2	127		229	375	NNU3022	
	180	56	1.1		163	290	450	NN3122	
120	165	34	1.1		153	138	251	NN3924	NN3924K
	165	45	1.1		153	183	360	NN4924	NN4924K
	165	45	1.1	133.5		183	360	NNU4924	NNU4924K
	180	46	2		165	239	405	NN3024	NN3024K
	180	46	2	137		239	405	NNU3024	
	200	62	2		180	355	550	NN3124	NN3124K
130	165	35	1		154	107	238	NN4826	
	180	37	1.5		167	173	325	NN3926	NN3926K
	180	50	1.5		168	274	545	NN4926	NN4926K
	180	50	1.5	144		274	545	NNU4926	NNU4926K
	200	52	2		182	284	475	NN3026	NN3026K
	200	52	2	150		284	475	NNU3026	NNU3026K
	210	64	2	152		360	580	NN3126	
140	190	37	1.5		178	201	375	NN3928	NN3928K
	190	50	1.5		178	283	585	NN4928	NN4928K
	190	50	1.5	154		283	585	NNU4928	NNU4928K
	210	53	2		192	298	515	NN3028	NN3028K
	210	53	2	160		298	515	NNU3028	
	225	68	2.1		203	400	650	NN3128	
	225	68	2.1	163		400	650	NNU3128	

挡肩及倒角尺寸 Abutment and chamfer dimensions					质量 Mass	
d _a ⁽²⁾	d _{1a}	d _c min	D _a max	r _a max	kg	
mm						
86.5	87		118.5	1	1.5	
98	99		132	1.5	1.98	
103	104		137	1.5	2.26	
109	111		131	1	1.32	
106.5	108		131	1	1.76	
106.5	108	115		1	1.9	
108	109		142	1.5	2.25	
109				1	4.38	
112		122		2	4.39	
111.5	113		138.5	1	2	
111.5	113	120	138.5	1	2	
114	115		151	2	2.93	
114	115	119	151	2	2.9	
119	121			1	1.41	
116.5	118		143.5	1	2.1	
116.5	118	125	143.5	1	2.07	
119	121		161	2	3.71	
119	121	130	161	2	3.74	
119				1	5.4	
130	132			1	2.02	
126.5	128		158.5	1	2.87	
126.5	128	137	158.5	1	2.85	
129	131		171	2	4.04	
129	131	140	171	2	4.07	
132	137			2	7.72	
138			156	1	1.82	
141	144		168	1.5	2.59	
138	140		172	1.5	3.84	
138	143	148	172	1.5	3.85	
139	141		191	2	5.88	
139	141	154	191	2	5.92	
142		157		2	8.49	
151	153			1.5	2.78	
148	150		182	1.5	4.07	
148	150	158	182	1.5	4.08	
149	151		201	2	6.34	
149	151	164	201	2	6.38	
155			209	2	10.1	
155		168		2	10.3	

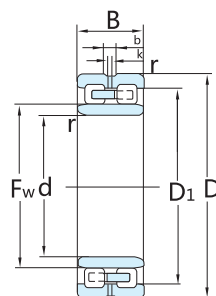
注：1）轴承型号尾部有K的，表示为圆锥孔(锥度1:12)的轴承。
2）da为相对于NNU型内圈压板的值。



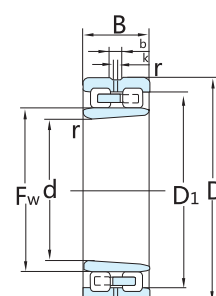
NN(柱)



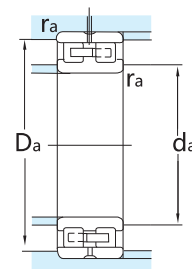
NN(锥)



NNU(柱)



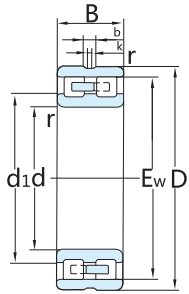
NNU(锥)



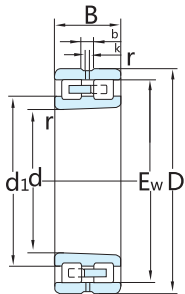
基本尺寸 Basic Size						基本额定负荷 Basic load rating 动态dynamic 静态static		型号 Designation(Design)	
d	D	B	r _{smin}	Fw	Ew	C	C ₀	圆柱孔 Cylindrical bore	圆锥孔 Tapered bore
mm						kN			
150	210	45	2		195	262	490	NN3930	NN3930K
	210	60	2		195	350	715	NN4930	NN4930K
	210	60	2	167		350	715	NNU4930	NNU4930K
	225	56	2.1		206	335	585	NN3030	NN3030K
	225	56	2.1	172		335	585	NNU3030	
	250	80	2.1		226	535	860	NN3130	
160	200	40	1		188	150	355	NN4832	
	220	45	2		205	271	520	NN3932	NN3932K
	220	60	2		205	365	760	NN4932	NN4932K
	220	60	2	177		365	760	NNU4932	NNU4932K
	240	60	2.1		219	375	660	NN3032	NN3032K
	240	60	2.1	183		375	660	NNU3032	
	240	80	2.1		219	510	985	NN4032	NN4032K
	240	80	2.1	183		510	985	NNU4032	
	270	86	2.1		243	620	1000	NN3132	
170	230	45	2		215	280	550	NN3934	NN3934K
	230	60	2		215	375	805	NN4934	NN4934K
	230	60	2	187		375	805	NNU4934	NNU4934K
	260	67	2.1		236	450	805	NN3034	NN3034K
	260	67	2.1	196		450	805	NNU3034	NNU3034K
	280	88	2.1		253	635	1050	NN3134	
	280	88	2.1	201		635	1050	NNU3134	
180	225	45	1		213	225	535	NN4836	
	250	52	2		232	340	655	NN3936	NN3936K
	250	69	2		232	480	1020	NN4936	NN4936K
	250	69	2	201		480	1020	NNU4936	NNU4936K
	280	74	2.1		255	565	995	NN3036	NN3036K
	280	74	2.1	209		565	995	NNU3036	
190	260	52	2		243	345	680	NN3938	NN3938K
	260	69	2		243	485	1060	NN4938	NN4938K
	260	69	2	211.5		485	1060	NNU4938	NNU4938K
	290	75	2.1		265	595	1080	NN3038	NN3038K
	290	75	2.1	219		595	1080	NNU3038	
	290	100	2.1		265	825	1640	NN4038	
	320	104	3		287	840	1420	NN3138	

挡肩及倒角尺寸 Abutment and chamfer dimensions					质量 Mass	
d _a ⁽²⁾	d _{1a}	d _c min	D _a	r _a max		
mm					kg	
163	166		196	2	4.47	
159	162		201	2	6.36	
159	162	171	201	2	6.39	
161	162		214	2	7.77	
161	162	176	214	2	7.81	
165				2	15.4	
169				1	2.95	
173	176			2	5.02	
169	172		211	2	6.77	
169	172	182	211	2	6.76	
171	172		229	2	9.41	
171	172	188	229	2	9.48	
175	182			2	12.7	
175		188		2	12.7	
175				2	19.8	
183	186			2	5.01	
179	182		221	2	7.13	
179	182	192	221	2	7.12	
181	183		249	2	12.8	
181	183	201	249	2	12.9	
185				2	21.1	
185		206		2	21.4	
189				1	4.15	
193	198			2	7.2	
189	193		241	2	10.4	
189	193	205	241	2	10.4	
191	193		269	2	16.8	
191	193	214	269	2	16.9	
203	208			2	7.46	
199	203		251	2	10.9	
199	203	217	251	2	10.9	
201	203		279	2	17.8	
201	203	273	179	2	17.9	
206				2	24	
208				2.5	33.8	

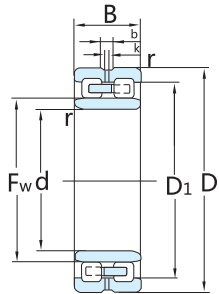
注：1) 轴承型号尾部有K的，表示为圆锥孔(锥度1:12)的轴承。
2) da为相对于NNU型内圈压板的值。



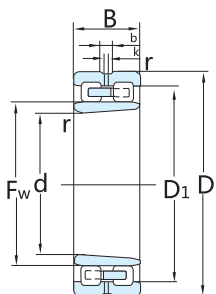
NN(柱)



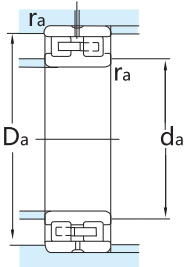
NN(锥)



NNU(柱)



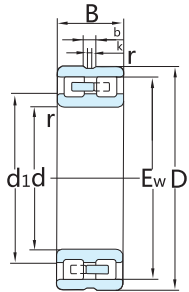
NNU(锥)



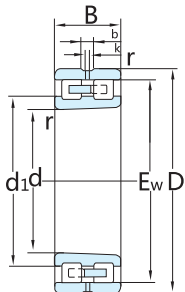
基本尺寸 Basic Size						基本额定负荷 Basic load rating		型号 Designation(Design)	
d	D	B	r _{min}	Fw	Ew	动态dynamic C	静态static C ₀	圆柱孔 Cylindrical bore	圆锥孔 Tapered bore
mm						kN			
200	280	60	2.1		259	420	815	NN3940	NN3940K
	280	80	2.1		259	570	1220	NN4940	NN4940K
	280	80	2.1	2230		570	1220	NNU4940	NNU4940K
	310	82	2.1		282	655	1170	NN3040	NN3040K
	310	82	2.1	232		655	1170	NNU3040	NNU3040K
	310	109	2.1		282	890	1730	NN4040	NN4040K
220	300	60	2.1		279	440	895	NN3944	NN3944K
	300	80	2.1		279	600	1330	NN4944	NN4944K
	300	80	2.1	243		600	1330	NNU4944	NNU4944K
	340	90	3		310	815	1480	NN3044	NN3044K
	340	90	3	254		815	1480	NNU3044	NNU3044K
	340	118	3		310	1190	2400	NN4044	NN4044K
	370	120	4		331	1050	1810	NN3144	NN3144K
	370	120	4	263		1050	1810	NNU3144	NNU3144K
240	300	60	1.1		283	405	1030	NN4848	NN4848K
	320	60	2.1		300	460	975	NN3948	NN3948K
	320	80	2.1		300	625	1450	NN4948	NN4948K
	320	80	2.1	263		625	1450	NNU4948	NNU4948K
	360	92	3		330	855	1600	NN3048	NN3048K
	360	92	3	274		855	1600	NNU3048	NNU3048K
	360	118	3		330	1240	2600	NN4048	NN4048K
	360	118	3	274		1240	2600	NNU4048	NNU4048K
	400	128	4		358	1170	2040	NN3148	NN3148K
260	360	75	2.1		335	670	1380	NN3952	NN3952K
	360	100	2.1		335	935	2100	NN4952	NN4952K
	360	100	2.1	289		935	2100	NNU4952	NNU4952K
	400	104	4		364	1030	1920	NN3052	NN3052K
	400	104	4	300		1030	1920	NNU3052	NNU3052K
	400	140	4		364	1550	3250	NN4052	NN4052K
	400	140	4	300		1550	3250	NNU4052	NNU4052K
	440	144	4		393	1480	2660	NN3152	NN3152K

挡肩及倒角尺寸 Abutment and chamfer dimensions					质量 Mass	
d _a ⁽²⁾	d _{1a}	d _c min	D _a	r _a max	kg	
mm						
216	221			2	10.6	
211	214		269	2	15.3	
211	214	228	269	2	15.3	
211	214		299	2	22.7	
211	214	237	299	2	22.9	
216	225			2	30.4	
236	241			2	11.4	
231	234		289	2	16.6	
231	234	248	289	2	16.6	
233	236		327	2.5	29.6	
233	236	259	327	2.5	30	
238	248			2.5	39.8	
241				3	51.9	
241		268		3	52.3	
252				1	9.77	
257	262			2	12.2	
251	254		309	2	17.9	
251	254	269	309	2	18	
253	256		347	2.5	32.7	
253	256	280	347	2.5	30.8	
259	269			2.5	39.3	
259		281		2.5	42.7	
262	272			3	64.2	
277	283			2	21.4	
271	275		349	2	28.3	
271	275	295	349	2	31.1	
276	278		384	3	47.7	
276	278	306	384	3	48.1	
282	294			3	59.7	
282		306		3	65	
282	294			3	89.1	

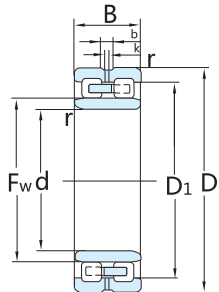
注：1) 轴承型号尾部有K的，表示为圆锥孔(锥度1:12)的轴承。
2) d_a为相对于NNU型内圈压板的值。



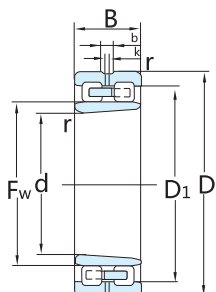
NN(柱)



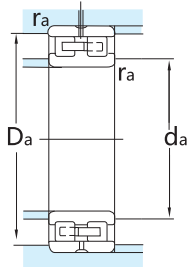
NN(锥)



NNU(柱)



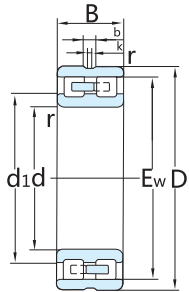
NNU(锥)



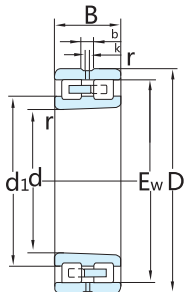
基本尺寸 Basic Size						基本额定负荷 Basic load rating 动态dynamic 静态static C C ₀		型号 Designation(Design) 圆柱孔 Cylindrical bore 圆锥孔 Tapered bore	
d	D	B	r _{min}	Fw	Ew	C	C ₀		
mm									
280	350	69	1.1		329	445	1160	NN4856	
	380	75	2.1		355	695	1460	NN3956	NN3956K
	380	100	2.1		355	960	2230	NN4956	NN4956K
	380	100	2.1	309		960	2230	NNU4956	NNU4956K
	420	106	4		384	1080	2080	NN3056	NN3056K
	420	106	4	320		1080	2080	NNU3056	
	460	146	5		413	1520	2790	NN3156	NN3156K
300	380	80	2.1	324		690	1760	NNU4860	
	420	118	3		388	1230	2870	NN4960	NN4960K
	420	118	3	336		1230	2870	NNU4960	NNU4960K
	460	118	4		418	1290	2460	NN3060	NN3060K
	460	160	4		418	1920	4100	NN4060	NN4060K
	500	160	5		448	1760	3150	NN3160	NN3160K
	500	160	5	358		1760	3150	NNU3160	
320	400	80	2.1	344		700	1840	NNU4864	
	440	118	3		408	1260	3050	NN4964	NN4964K
	440	118	3	356		1260	3050	NNU4964	NNU4964K
	480	121	4		438	1350	2670	NN3064	NN3064K
	480	121	4	366		1350	2670	NNU3064	NNU3064K
	480	160	4	367		1960	4300	NN4064	
	540	176	5	384		2090	3750	NNU3164	NNU3164K
340	460	90	3		428	905	2020	NN3968	NN3968K
	460	118	3		428	1350	3400	NN4968	NN4968K
	460	118	3	376		1350	3400	NNU4968	
	520	133	5		473	1670	3300	NN3068	NN3068K
	520	133	5	393		1670	3300	NNU3068	
	520	180	5	393		2420	5350	NN4068	
360	480	90	3		448	930	2130	NN3972	
	480	118	3	396		1390	3550	NNU4972	
	540	134	5		493	1700	3450	NN3072	NN3072K
	540	134	5	413		1700	3450	NNU3072	
	540	180	5		496	2530	5450	NN4072	NN4072K

挡肩及倒角尺寸 Abutment and chamfer dimensions					质量 Mass	
d _a ⁽²⁾	d _{1a}	d _c min	D _a	r _a max	kg	
mm						
293				1	15.3	
297	304			2	22.7	
291	295		369	2	32.9	
291	295	315	369	2	33	
296	298		404	3	51.1	
296	298	326	404	3	51.4	
306	319			4	95.7	
318		331		2	21.7	
313	318		407	2.5	51.6	
313	318	343	407	2.5	51.9	
316	319		444	3	70.7	
323	336		435	3	97.6	
327	340			4	125	
327		365		4	126	
338		351		2	22.8	
333	338		427	2.5	50.2	
333	338	363	427	2.5	54.9	
336	340		464	3	76.6	
336	340	373	464	3	76.9	
343		374		3	103	
347	362	391		4	154	
361	368			2.5	42.9	
361	371			2.5	52.1	
361		383		2.5	57.8	
360	365		500	4	102	
360	365	400	500	4	103	
368		400		4	141	
381				2.5	44.9	
381		403		2.5	60.6	
380	385		520	4	106	
380	385	420	520	4	108	
388	403			4	132	

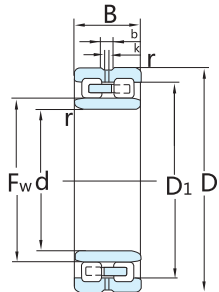
注：1）轴承型号尾部有K的，表示为圆锥孔(锥度1:12)的轴承。
2）da为相对于NNU型内圈压板的值。



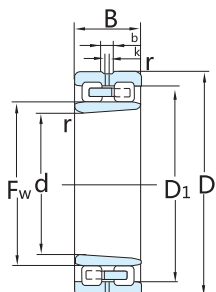
NN(柱)



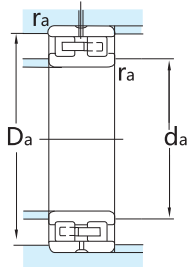
NN(锥)



NNU(柱)



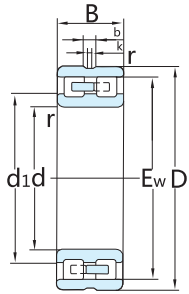
NNU(锥)



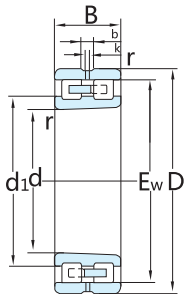
基本尺寸 Basic Size						基本额定负荷 Basic load rating		型号 Designation(Design)	
d	D	B	r _{min}	Fw	Ew	动态dynamic C	静态static C ₀	圆柱孔 Cylindrical bore	圆锥孔 Tapered bore
mm						kN			
380	520	140	4		485	1880	4600	NN4976	NN4976K
	520	140	4	421		1880	4600	NNU4976	
	560	135	5		513	1770	3700	NN3076	NN3076K
	560	180	5		513	2650	6200	NN4076	NN4076K
	560	180	5	433		2650	6200	NNU4076	
	620	194	5		559	2620	4950	NN3176	NN3176K
	620	194	5	449		2620	4950	NNU3176	
400	500	100	2.1	430		905	2540	NNU4880	
	540	106	4		504	1290	2890	NN3980	
	540	140	4		505	1940	4900	NN4980	NN4980K
	540	140	4	446		1940	4900	NNU4980	NNU4980K
	600	148	5		548	2090	4300	NN3080	NN3080K
	600	200	5	456		2840	6050	NNU4080	
	650	200	6	474		2770	5400	NNU3180	
420	560	106	4		522	1280	2900	NN3984	
	560	140	4		525	2000	5150	NN4984	NN4984K
	560	140	4	461		2000	5150	NNU4984	
	620	150	5		568	2130	4450	NN3084	NN3084K
	620	150	5	478		2130	4450	NNU3084	NNU3084K
	620	200	5		571	3150	7100	NN4084	NN4084K
	620	200	5	475		3400	7850	NNU4084	
440	700	224	6	501		3550	6800	NNU3184	
	540	100	2.1	470		950	2790	NNU4888	
	650	157	6		596	2360	4900	NN3088	NN3088K
	650	157	6	500		2360	4900	NNU3088	
460	720	226	6		649	3500	6800	NN3188	NN3188K
	620	118	4		578	1610	3700	NN3992	NN3992K
	620	160	4	507		2400	6200	NNU4992	NNU4992K
480	680	163	6		623	2550	5350	NN3092	NN3092K
	650	170	5		607	2690	7000	NN4996	NN4996K
	700	165	6		643	2600	5550	NN3096	
	790	248	7.5		708	4050	8100	NN3196	NN3196K

挡肩及倒角尺寸 Abutment and chamfer dimensions					质量 Mass	
d _a ⁽²⁾	d _{1a}	d _c min	D _a	r _a max	kg	
mm						
404	416			3	81.3	
404		428		3	88.8	
408	420			4	113	
408	424			4	142	
408		440		4	153	
408	425			4	224	
408		456		4	228	
420		437		2	45.7	
425				3	68.7	
425	437			3	84.1	
425	437	453		3	93.6	
429	441			4	147	
429		463		4	201	
435		481		5	262	
445				3	71.2	
445	457			3	87.9	
445		486		3	97.2	
449	462			4	154	
449	462	485		4	155	
449	466			4	189	
449		482		4	209	
455		508		5	347	
461		477		2	49.5	
476	489			5	177	
476		507		5	178	
476	495			5	357	
486	496			3	94.5	
486	500	514		3	140	
496	510			5	202	
510	525			4	164	
517				5	211	
523	544			6	447	

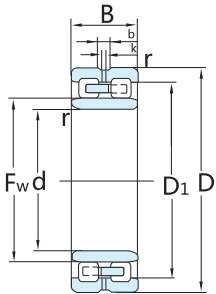
注：1）轴承型号尾部有K的，表示为圆锥孔(锥度1:12)的轴承。
2）da为相对于NNU型内圈压板的值。



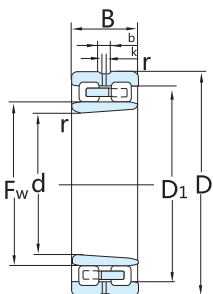
NN(柱)



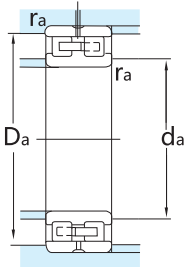
NN(锥)



NNU(柱)



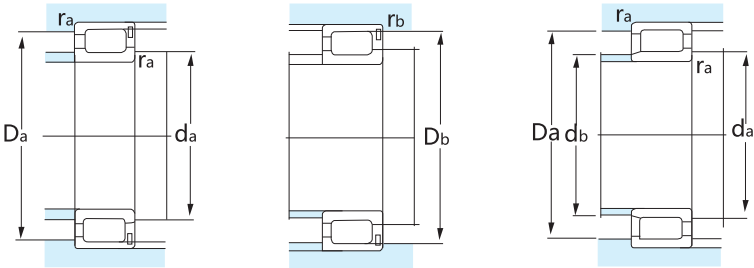
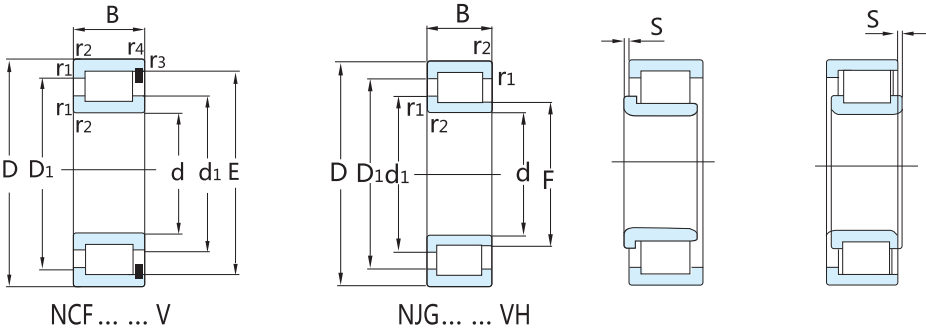
NNU(锥)



基本尺寸 Basic Size						基本额定负荷 Basic load rating		型号 Designation(Design)	
d	D	B	r _{min}	Fw	Ew	动态dynamic C	静态static C ₀	圆柱孔 Cylindrical bore	圆锥孔 Tapered bore
mm						kN			
500	670	170	5	551		2720	7200	NNU49/500	
	720	167	6		663	2580	5600	NN30/500	NN30/500K
	720	167	6	563		2580	5600	NNU30/500	
530	710	136	5		663	2040	4900	NNU39/530	
	710	180	5	575		2900	7050	NN49/530	NNU49/530K
	780	185	6		715	3200	6900	NNU30/530	NN30/530K
560	750	190	5	617		3250	8700	NNU49/560	
	820	258	6		745	4100	10600	NN40/560	
	920	280	7.5	650		6850	13700	NNU31/560	
600	800	200	5	659		3850	10500	NNU49/600	
630	780	150	4	676		2290	7000	NNU48/630	
	850	218	6		793	4200	11400	NN49/630	NN49/630K
	850	218	6	704		4000	10800	NNU49/630	NNU49/630K
670	900	230	6		838	4150	11500	NN49/670	
710	870	160	4	759		2640	8350	NNU48/710	
800	1060	258	6	879		5700	16500	NNU49/800	NNU49/800K
850	1030	180	5	905		3400	11400	NNU48/850	

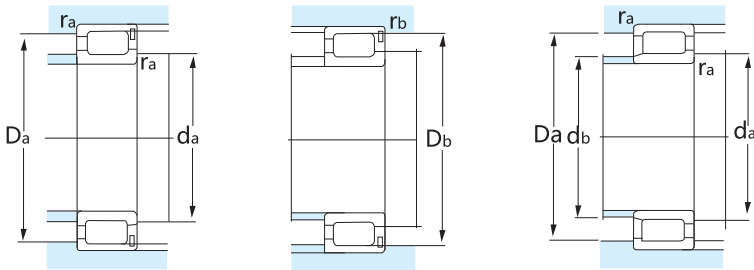
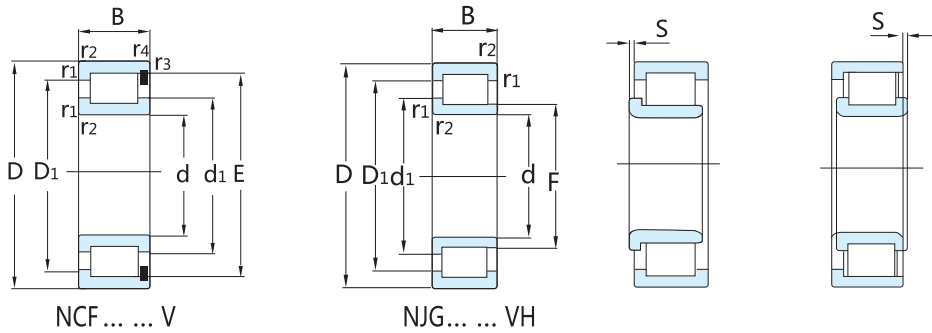
挡肩及倒角尺寸 Abutment and chamfer dimensions					质量 Mass	
d _a ⁽²⁾	d _{1a}	d _c _{min}	D _a	r _a _{max}	kg	
mm						
531		558		4	171	
537	551			5	205	
537		570		5	220	
561				4	149	
561	574	582		4	202	
568	583			5	296	
592		624		4	239	
598				5	472	
604		657		6	738	
633		666		4	284	
659		683		3	160	
670	688			5	328	
670	688	711		5	356	
710				5	419	
741		766		3	203	
843	865	886		5	614	
888		912		4	310	

注：1）轴承型号尾部有K的，表示为圆锥孔(锥度1:12)的轴承。
2）da为相对于NNU型内圈压板的值。



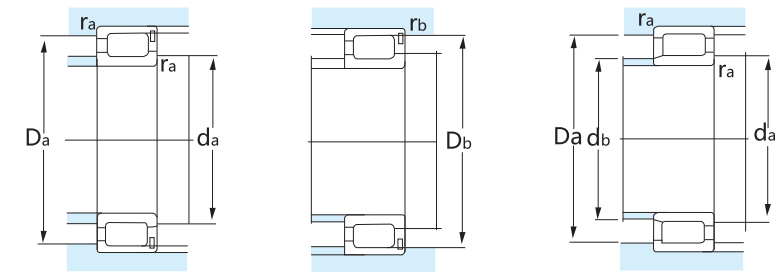
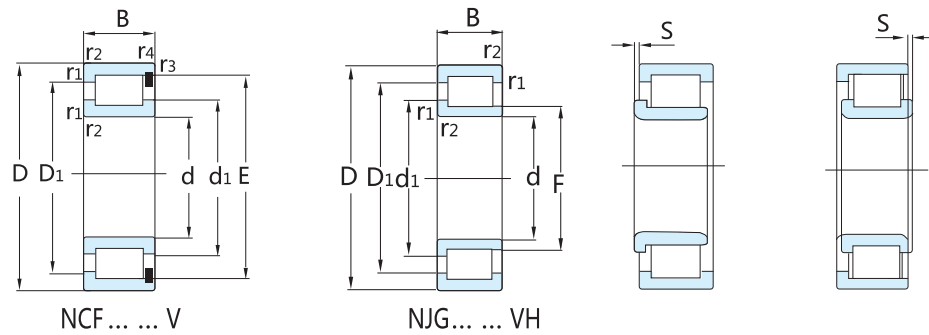
基本尺寸 Basic Size			基本额定负荷 Basic load rating		额定转速 Speed Ratings		质量 Mass	型号 Designation(Design)	
d	D	B	动态dynamic C	静态static C ₀	参考转速 Reference Speed	极限转速 Limiting Speed	kg	-	-
mm			kN		r/min			-	-
100	140	24	128	200	2200	2600	1.14	NCF2920CV	NCF2920BV
	150	37	209	310	2000	2600	2.15	NCF3020CV	NCF3020BCV
	215	73	704	900	1200	1500	13	NJG2320VH	NJG2320BVH
110	150	24	134	220	1900	2400	1.23	NCF2922CV	NCF2922BV
	170	45	275	400	3800	4500	3.5	NCF3022CV	NCF3022BCV
	240	80	858	1060	1100	1300	17.5	NJG2322VH	NJG2322BVH
120	165	27	172	290	4300	4300	1.73	NCF2924CV	NCF2924BV
	180	46	292	440	1700	2000	3.8	NCF3024CV	NCF3024BCV
	215	58	512	735	1400	1700	9.05	NCF2224V	NCF2224BV
	260	86	952	1250	1000	1200	22.5	NJG2324VH	NJG2324BVH
130	180	30	205	360	1600	2000	2.33	NCF2926CV	NCF2926BV
	200	52	413	620	1500	1900	5.8	NCF3026CV	NCF3026BCV
	280	93	1080	1430	950	1200	28	NJG2326VH	NJG2326BVH
140	190	30	220	390	1500	1900	2.42	NCF2928CV	NCF2928BV
	210	53	440	680	1400	1800	6.1	NCF3028CV	NCF3028BCV
	250	68	693	1020	1200	1500	14.5	NCF2228V	NCF2228BV
	300	102	1230	1660	850	1100	35.5	NJG2328VH	NJG2328BVH

尺寸 Dimensions						挡肩及倒角尺寸 Abutment and chamfer dimensions					
d ₁	D ₁	F,E	r _{1,2}	r _{3,4}	s ¹⁾	d _a	d _b	D _a	D _b	r _a	r _b
mm	mm	mm	min	min	mm	min	max	min	max	max	max
114	126	130.6	1.1	1	1.3	106		134	134	1	1
115	134	139.65	1.5	1	4	107		142	143	1.5	1
133	173	122.8	3		4	114	119	201		2.5	
124	136	141.1	1.1	1	1.3	116		144	144	1	1
127	149	156.13	2	1	5.5	119		160	163	2	1
151	198	134.3	3		5	124	130	225		2.5	
136	149	154.3	1.1	1	1.3	126		159	159	1	1
139	160	167.58	2	1	5.5	129		170	174	2	1
150	184	192.32	2.1	2.1	4	131		204	204	2	2
164	213	147.39	3		5	134	143	245		2.5	
147	161	167.1	1.5	1.1	2	138		172	173	1.5	1
149	175	183.81	2	1	5.5	138		190	193	2	1
175	226	157.9	4		6	147	153	263		3	
158	173	180	1.5	1.1	2	148		182	183	1.5	1
163	189	197.82	2	1	5.5	150		200	203	2	1
173	212	221.92	3	3	5	153		236	236	2.5	2.5
187	241	168.5	4		6.5	157	163	283		3	



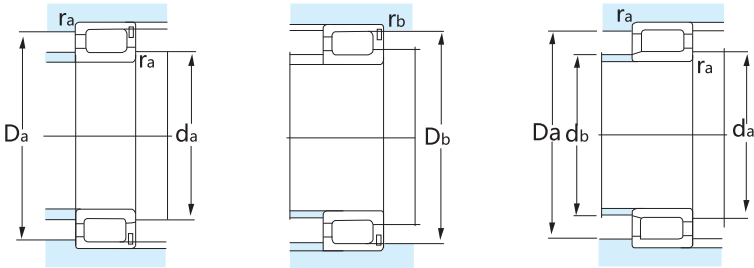
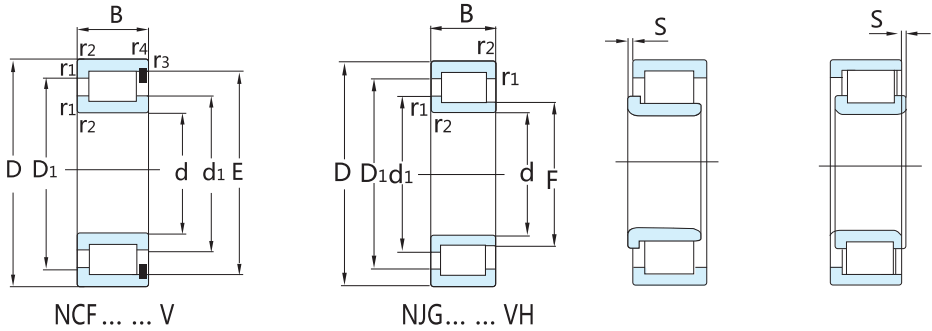
基本尺寸 Basic Size			基本额定负荷 Basic load rating		额定转速 Speed Ratings		质量 Mass	型号 Designation(Design)	
d	D	B	动态dynamic C	静态static C ₀	参考转速 Reference Speed	极限转速 Limiting Speed	kg	-	-
mm			kN		r/min			-	-
150	210	36	292	490	1400	1700	3.77	NCF2930CV	NCF2930BV
	225	56	457	710	1300	1600	7.5	NCF3030CV	NCF3030BCV
	270	73	781	1220	950	1200	18.4	NCF2230V	NCF2230BV
	320	108	1450	1930	800	1000	42.5	NJG2330VH	NJG2330BVH
160	220	36	303	530	1300	1600	4	NCF2932CV	NCF2932BV
	240	60	512	800	1200	1500	9.1	NCF3032CV	NCF3032BCV
	290	80	990	1500	950	1200	23	NCF2232V	NCF2232BV
170	230	36	314	560	1200	1500	4.3	NCF2934CV	NCF2934BV
	260	67	671	1060	1100	1400	12.5	NCF3034CV	NCF3034BCV
	310	86	1100	1700	900	1100	28.7	NCF2234V	NCF2234BV
	360	120	1760	2450	700	900	59.5	NJG2334VH	NJG2334BVH
180	250	42	391	695	1100	1400	6.2	NCF2936CV	NCF2936BV
	280	74	781	1250	1100	1300	16.5	NCF3036CV	NCF3036BCV

尺寸 Dimensions						挡肩及倒角尺寸 Abutment and chamfer dimensions					
d ₁	D ₁	F,E	r _{1,2}	r _{3,4}	s ¹⁾	d _a	d _b	D _a	D _b	r _a	r _b
mm	mm		min	min		min	max	min	max	max	max
169	189	196.4	2	1.1	2	159		201	203	2	1
170	198	206.8	2.1	1.1	7	159		214	217	2	1
184	227	236.71	3	3	6	163		256	256	2.5	2.5
202	261	182.5	4		6.5	168		302		3	
180	200	207.2	2	1.1	2.5	169		211	211	2	1
185	215	224.86	2.1	1.1	7	171		230	233	2	1
208	255	266.36	3	3	6	176		276	276	2.5	2.5
191	211	218	2	1.1	2.5	179		221	223	2	1
198	232	242.85	2.1	1.1	7	181		249	252	2	1
219	269	281.09	4	4	7	189		295	294	3	3
227	291	203.55	4		7	187	198	342		3	
203	223	232	2	1.1	2.5	189		241	243	2	1
212	248	260.22	2.1	2.1	7	192		269	269	2	2



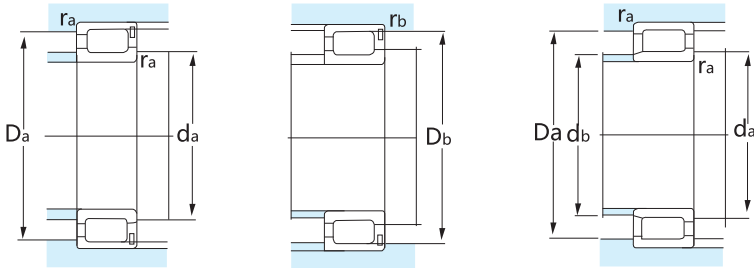
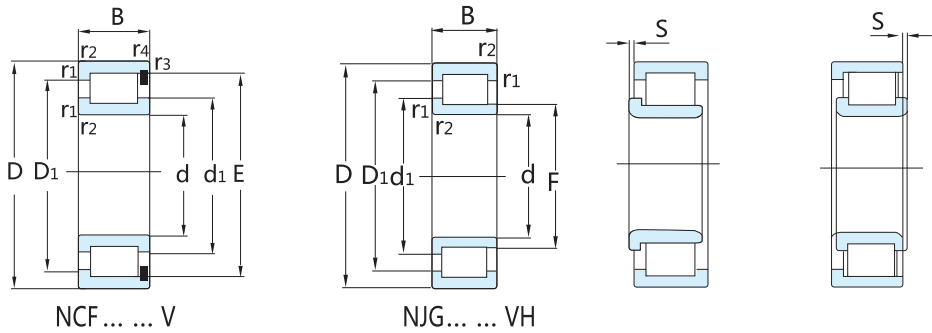
基本尺寸 Basic Size			基本额定负荷 Basic load rating 动态dynamic 静态static		额定转速 Speed Ratings 参考转速 极限转速 Reference Speed Limiting Speed		质量 Mass	型号 Designation(Design)	
d mm	D	B	C kN	C ₀	参考转速 Reference Speed r/min	极限转速 Limiting Speed	kg	-	
180 (cont.)	380	126	1870	2650	670	800	69.5	NJG2336VH	NJG2336BVH
190	260	42	440	780	1100	1400	6.5	NCF2938CV	NCF2938BV
	290	75	792	1290	1000	1300	17	NCF3038CV	NCF3038BCV
	340	92	1250	1900	800	1000	35.7	NCF2238V	NCF2238BV
200	250	24	176	335	1100	1400	2.6	NCF1840V	NCF1840BV
	280	48	528	965	1000	1300	9.1	NCF2940CV	NCF2940CV
	310	82	913	1530	950	1200	22.5	NCF3040CV	NCF3040BCV
	420	138	2290	3200	600	750	92	NJG2340VH	NJG2340BVH
220	270	24	183	365	1000	1200	2.85	NCF1844V	NCF1844BV
	300	48	550	1060	900	1200	9.9	NCF2944CV	NCF2944BV
	340	90	1080	1800	850	1100	29.5	NCF3044V	NCF3044BV
240	300	28	260	510	900	1100	4.4	NCF1848V	NCF1848BV
	320	48	583	1140	850	1100	10.6	NCF2948CV	NCF2948BV
	360	92	1140	1960	800	1000	32	NCF3048V	NCF3048BV
	500	155	3140	4400	480	600	147	NJG2348VH	NJG2348BVH

尺寸 Dimensions						挡肩及倒角尺寸 Abutment and chamfer dimensions					
d ₁ ≈ mm	D ₁ ≈	F, E	r _{1.2} min	r _{3.4} min	s ¹⁾	d _a min	d _b max	D _a min	D _b max	r _a max	r _b max
245	309	221.75	4		8	199	215	361		3	
212	236	244	2	1.1	2	199		250	252	2	1
222	258	269.76	2.1	2.1	8	202		279	279	2	2
243	296	310.68	4	4	7	209		325	324	3	3
218	231	237.5	1.5	1.1	1.8	207		243	244	1.5	1
226	253	262	2.1	1.5	3	211		269	271	2	1.5
237	275	287.75	2.1	2.1	9	213		299	299	2	2
266	342	238.65	5		9	221	232	398		4	
238	252	258	1.5	1.1	1.8	227		263	264	1.5	1
247	274	283	2.1	1.5	3	231		289	291	2	1.5
255	298	312.2	3	3	9	233		327	327	2.5	2.5
263	279	287	2	1.1	1.8	249		291	294	2	1
267	294	303	2.1	1.5	3	251		309	311	2	1.5
278	321	335.1	3	3	11	254		347	347	2.5	2.5
310	403	287.75	5		10	260	282	480		4	



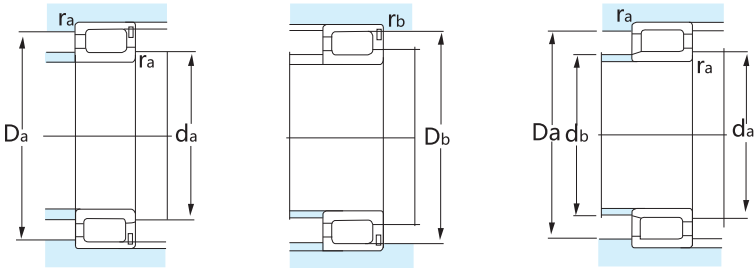
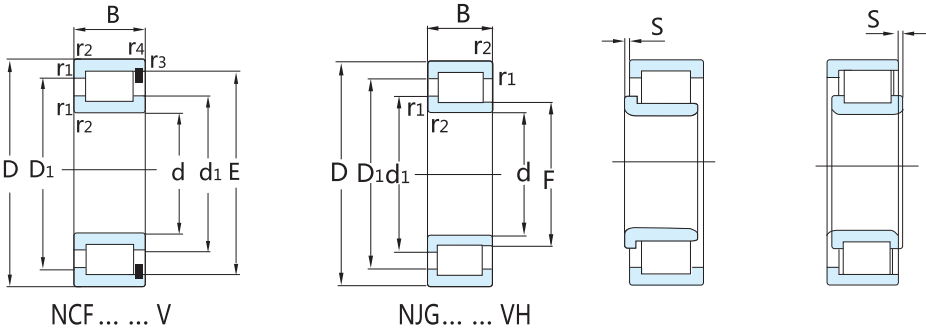
基本尺寸 Basic Size			基本额定负荷 Basic load rating		额定转速 Speed Ratings		质量 Mass	型号 Designation(Design)	
d	D	B	动态dynamic C	静态static C ₀	参考转速 Reference Speed	极限转速 Limiting Speed	kg	-	-
mm			kN		r/min				
260	320	28	270	550	800	1000	4.75	NCF1852V	NCF1852BV
	360	60	737	1430	750	950	18.5	NCF2952CV	NCF2952BV
	400	104	1540	2550	700	900	46.5	NCF3052CV	NCF3052BV
	540	165	3580	5000	430	530	177	NJG2352VH	NJG2352BVH
280	350	33	341	695	750	950	7.1	NCF1856V	NCF1856BV
	380	60	880	1730	700	900	19.7	NCF2956CV	NCF2956BV
	420	106	1570	2650	670	850	50	NCF3056V	NCF3056BV
300	380	38	418	850	670	850	10	NCF1860V	NCF1860BV
	420	72	1120	2200	630	800	31.2	NCF2960CV	NCF2960BV
	460	118	1900	3250	600	750	69	NCF3060V	NCF3060BV
320	400	38	440	900	630	800	10.5	NCF1864V	NCF1864BV
	440	72	1140	2360	600	750	32.9	NCF2964CV	NCF2964BV
	480	121	1980	3450	560	700	74.5	NCF3064V	NCF3064BV
340	460	72	1190	2500	560	700	35	NCF2968CV	NCF2968BV
	520	133	2380	4150	530	670	100	NCF3068CV	NCF3068BV
360	440	38	402	900	560	700	11.5	NCF1872V	NCF1872BV

尺寸 Dimensions						挡肩及倒角尺寸 Abutment and chamfer dimensions					
d ₁	D ₁	F,E	r _{1,2}	r _{3,4}	s ¹⁾	d _a	d _b	D _a	D _b	r _a	r _b
mm	mm		min	min		min	max	min	max	max	max
283	299	307.2	2	1.1	1.8	269		311	313	2	1
291	323	333.7	2.1	1.5	3.5	271		348	350	2	1.5
304	358	375.97	4	4	11	277		384	384	3	3
349	456	315.6	6		11	286	308	514		5	
307	325	334	2	1.1	2.5	290		341	343	2	1
314	348	359.1	2.1	1.5	3	291		368	370	2	1.5
319	373	390.3	4	4	11	295		404	404	3	3
331	353	363	2.1	1.5	3	311		369	372	2	1.5
341	375	390.5	3	3	5	314		405	405	2.5	2.5
355	413	433	4	4	14	315		445	445	3	3
351	373	383	2.1	1.5	3	331		389	392	2	1.5
359	401	411	3	3	5	333		427	427	2.5	2.5
368	434	449.5	4	4	14	335		465	465	3	3
378	421	431	3	3	5	353		447	447	2.5	2.5
395	468	485.65	5	5	14	358		502	502	4	4
388	413	418.9	2.1	2.1	3	371		429	433	2	2



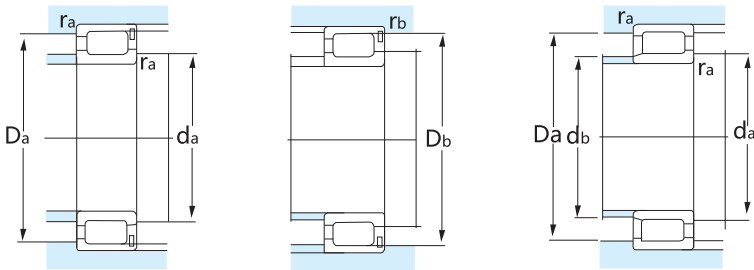
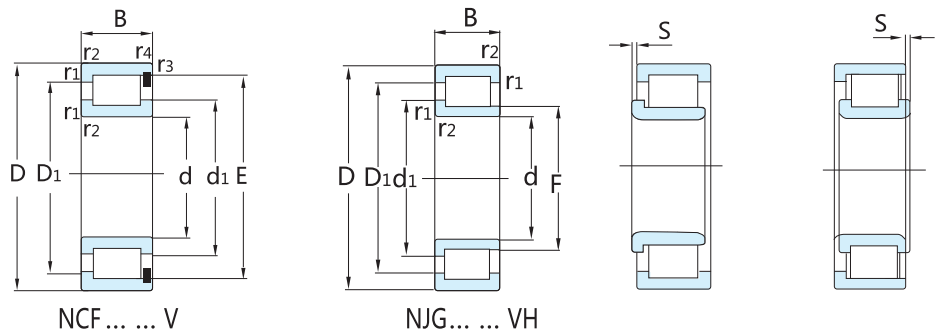
基本尺寸 Basic Size			基本额定负荷 Basic load rating		额定转速 Speed Ratings		质量 Mass	型号 Designation(Design)	
d	D	B	动态dynamic C	静态static C ₀	参考转速 Reference Speed	极限转速 Limiting Speed	kg	-	-
mm			kN		r/min				
360 (cont.)	480	72	1230	2600	530	670	36.5	NCF2972CV	NCF2972BV
	540	134	2420	4300	500	630	105	NCF3072CV	NCF3072BV
380	480	46	627	1290	530	670	19.5	NCF1876V	NCF1876BV
	520	82	1570	3250	500	630	52.5	NCF2976CV	NCF2976BV
	560	135	2700	5100	480	600	110	NCF3076CV	NCF3076BV
400	500	46	627	1340	500	630	20.5	NCF1880V	NCF1880BV
	540	82	1650	3450	480	600	54.5	NCF2980CV	NCF2980BV
	600	148	2970	5500	450	560	145	NCF3080CV	NCF3080BV
420	520	46	660	1430	480	600	21	NCF1884V	NCF1884BV
	560	82	1650	3600	450	560	57	NCF2984CV	NCF2984BV
	620	150	3030	5700	430	530	150	NCF3084CV	NCF3084BV
440	540	46	671	1460	450	560	22	NCF1888V	NCF1888BV
	540	60	1060	2700	450	560	30	NCF2888V	NCF2888BV
	600	95	2010	4400	430	530	80.5	NCF2988V	NCF2988BV
	650	157	3580	6550	400	500	175	NCF3088CV	NCF3088BV
460	580	56	913	1960	430	530	34	NCF1892V	NCF1892BV
	580	72	1300	3050	430	530	44	NCF2892V	NCF2892BV
	620	95	2050	4500	400	500	83.5	NCF2992V	NCF2992BV
	680	163	3690	6950	380	480	195	NCF3092CV	NCF3092BV

尺寸 Dimensions						挡肩及倒角尺寸 Abutment and chamfer dimensions					
d ₁	D ₁	F,E	r _{1.2}	r _{3.4}	s ¹⁾	d _a	d _b	D _a	D _b	r _a	r _b
≈	≈		min	min		min	max	min	max	max	max
mm						mm					
404	437	451.5	3	3	5	373		467	467	2.5	2.5
412	486	503.45	5	5	14	378		522	522	4	4
416	448	458	2.1	2.1	3.5	391		469	473	2	2
427	474	488	4	4	5	395		505	505	3	3
431	504	520.5	5	5	14	398		542	542	4	4
433	465	475	2.1	2.1	3.5	411		489	493	2	2
449	499	511	4	4	5	415		525	525	3	3
460	540	558	5	5	14	418		582	582	4	4
457	489	499	2.1	2.1	3.5	431		509	513	2	2
462	512	524	4	4	5	435		545	545	3	3
480	559	577.6	5	5	15	438		602	602	4	4
474	506	516	2.1	2.1	3.5	451		529	533	2	2
474	508	516	2.1	2.1	3.5	451		529	533	2	2
502	545	565.5	4	4	6	455		585	585	3	3
500	590	611	6	6	16	463		627	627	5	5
501	541	553	3	3	5	473		567	567	2.5	2.5
501	543	553	3	3	5	473		567	567	2.5	2.5
516	558	579	4	4	6	475		605	605	3	3
522	611	632.97	6	6	16	483		657	657	5	5



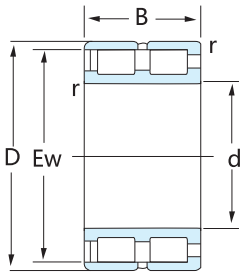
基本尺寸 Basic Size			基本额定负荷 Basic load rating		额定转速 Speed Ratings		质量 Mass	型号 Designation(Design)	
d	D	B	动态dynamic C	静态static C ₀	参考转速 Reference Speed	极限转速 Limiting Speed	kg	-	-
mm			kN		r/min				
480	600	56	935	2040	400	500	35.5	NCF1896V	NCF1896BV
	600	72	1320	3150	400	500	46	NCF2896V	NCF2896BV
	650	100	2290	4900	380	480	98	NCF2996V	NCF2996BV
	700	165	3740	7200	360	450	205	NCF3096CV	NCF3096BV
500	620	56	952	2120	380	480	36.5	NCF18/500V	NCF18/500BV
	620	72	1340	3350	380	480	48	NCF28/500V	NCF28/500BV
	670	100	2380	5300	360	450	100	NCF29/500V	NCF29/500BV
	720	167	3800	7500	360	450	215	NCF30/500CV	NCF30/500BV
530	650	56	990	2240	360	450	38.5	NCF18/530V	NCF18/530BV
	650	72	1400	3450	360	450	49.5	NCF28/530V	NCF28/530BV
	710	106	2700	6000	340	430	120	NCF29/530V	NCF29/530BV
	780	185	5230	10600	320	400	300	NCF30/530V	NCF30/530BV
560	680	56	1020	2360	340	430	40.5	NCF18/560V	NCF18/560BV
	680	72	1420	3650	340	430	54	NCF28/560V	NCF28/560BV
	750	112	3030	6700	320	400	140	NCF29/560V	NCF29/560BV
	820	195	5830	11800	300	380	345	NCF30/560V	NCF30/560BV
600	730	60	1050	2550	320	400	51.5	NCF18/600V	NCF18/600BV
	730	78	1570	4300	320	400	67.5	NCF28/600V	NCF28/600BV
	800	118	3360	7500	300	380	170	NCF29/600V	NCF29/600BV
630	780	69	1250	2900	300	360	72.5	NCF18/630V	NCF18/630BV
	780	88	1940	5000	300	360	92.5	NCF28/630V	NCF28/630BV
	850	128	3740	8650	280	340	205	NCF29/630V	NCF29/630BV

尺寸 Dimensions						挡肩及倒角尺寸 Abutment and chamfer dimensions					
d ₁	D ₁	F,E	r _{1,2}	r _{3,4}	s ¹⁾	d _a	d _b	D _a	D _b	r _a	r _b
mm	mm	mm	min	min	mm	min	max	min	max	max	max
522	561	573.5	3	3	5	493		587	587	2.5	2.5
520	562	573.5	3	3	5	493		587	587	2.5	2.5
538	584	615	5	5	7	498		632	632	4	4
546	628	654	6	6	16	503		677	677	5	5
542	582	594	3	3	5	513		607	607	2.5	2.5
541	582	594	3	3	2.4	513		607	607	2.5	2.5
553	611	634.5	5	5	7	518		652	652	4	4
565	650	676	6	6	16	523		697	697	5	5
573	612	624.5	3	3	5	543		637	637	2.5	2.5
572	614	624.5	3	3	5	543		637	637	2.5	2.5
598	648	673	5	5	7	548		692	692	4	4
610	702	732	6	6	16	553		757	757	5	5
603	643	655	3	3	5	573		667	667	2.5	2.5
606	637	655	3	3	4.3	573		667	667	2.5	2.5
628	682	709	5	5	7	578		732	732	4	4
642	738	770	6	6	16	583		797	797	5	5
644	684	696	3	3	7	613		717	717	2.5	2.5
642	685	696	3	3	5.4	613		717	717	2.5	2.5
662	726	754	5	5	7	618		782	782	4	4
681	725	739	4	4	8	645		765	765	3	3
680	728	739	4	4	8	645		765	765	3	3
709	788	807	6	6	8	653		827	827	5	5

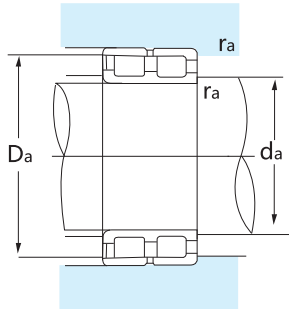


基本尺寸 Basic Size			基本额定负荷 Basic load rating		额定转速 Speed Ratings		质量 Mass	型号 Designation(Design)	
d	D	B	动态dynamic C	静态static C ₀	参考转速 Reference Speed	极限转速 Limiting Speed	kg		
mm			kN		r/min				
670	820	69	1300	3150	280	340	76.5	NCF18/670V	NCF18/670BV
	820	88	1940	5300	280	340	97.5	NCF28/670V	NCF28/670BV
	900	136	3910	9000	260	320	245	NCF29/670V	NCF29/670BV
710	870	74	1540	3750	260	320	92.5	NCF18/710V	NCF18/710BV
	870	95	2330	6300	260	320	115	NCF28/710V	NCF28/710BV
	950	140	4290	10000	240	300	275	NCF29/710V	NCF29/710BV
750	920	78	1760	4300	240	300	110	NCF18/750V	NCF18/750BV
	920	100	2640	6950	240	300	140	NCF28/750V	NCF28/750BV
	1000	145	4460	10600	220	280	315	NCF29/750V	NCF29/750BV
800	980	82	1940	4800	220	280	130	NCF18/800V	NCF18/800BV
	980	106	2750	7500	220	280	169	NCF28/800V	NCF28/800BV
	1060	150	4950	12000	200	260	360	NCF29/800V	NCF29/800BV
850	1030	82	2050	5200	200	260	135	NCF18/850V	NCF18/850BV
	1030	106	2860	8000	200	260	175	NCF28/850V	NCF28/850BV
	1120	155	5230	12700	190	240	406	NCF29/850V	NCF29/850BV
900	1090	85	2240	5700	190	240	160	NCF18/900V	NCF18/900BV
	1090	112	3190	9150	190	240	210	NCF28/900V	NCF28/900BV
	1180	165	5940	14600	170	220	472	NCF29/900V	NCF29/900BV
950	1150	90	2420	6300	170	220	185	NCF18/950V	NCF18/950BV
	1150	118	3410	9800	170	220	240	NCF28/950V	NCF28/950BV
	1250	175	6600	16300	160	200	565	NCF29/950V	NCF29/950BV
1000	1220	100	2920	7500	160	200	230	NCF18/1000V	NCF18/1000BV
	1220	128	4130	11600	160	200	310	NCF28/1000V	NCF28/1000BV
	1320	185	7480	18600	150	180	680	NCF29/1000V	NCF29/1000BV

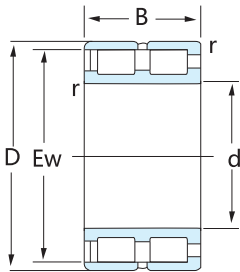
尺寸 Dimensions						挡肩及倒角尺寸 Abutment and chamfer dimensions					
d ₁	D ₁	F,E	r _{1,2}	r _{3,4}	s ¹⁾	d _a	d _b	D _a	D _b	r _a	r _b
mm	mm		min	min		mm	mm	mm	mm	max	max
725	769	783	4	4	8	685		805	805	3	3
724	772	783	4	4	8	685		805	805	3	3
748	827	846	6	6	10	693		877	877	5	5
767	815	831	4	4	8	725		855	855	3	3
766	818	831	4	4	8	725		855	855	3	3
790	876	896	6	6	10	733		927	927	5	5
811	863	880	5	5	8	768		902	902	4	4
810	867	878	5	5	8	768		902	902	4	4
832	918	938	6	6	11	773		977	977	5	5
863	922	936	5	5	9	818		962	962	4	4
863	922	936	5	5	10	818		962	962	4	4
891	981	1002	6	6	11	823		1037	1037	5	5
911	972	986	5	5	9	868		1012	1012	4	4
911	972	986	5	5	10	868		1012	1012	4	4
943	1039	1061	6	6	13	873		1097	1097	5	5
966	1029	1044	5	5	9	918		1072	1072	4	4
966	1029	1044	5	5	10	918		1072	1072	4	4
996	1096	1120	6	6	13	923		1127	1127	5	5
1021	1087	1103	5	5	10	968		1132	1132	4	4
1021	1087	1103	5	5	12	968		1132	1132	4	4
1048	1154	1179	7.5	7.5	14	978		1222	1222	6	6
1073	1148	1165	6	6	12	1023		1197	1197	5	5
1073	1148	1165	6	6	12	1023		1191	1197	5	5
1113	1226	1252	7.5	7.5	14	1028		1292	1292	6	6



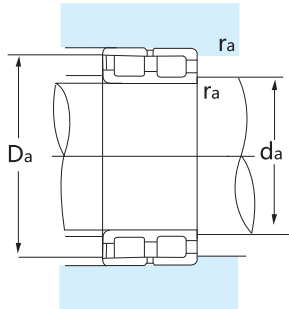
基本尺寸 Basic Size					基本额定负荷 Basic load rating		型号 Designation (Design)
d	D	B	r _{min}	Ew	动态dynamic C	静态static C ₀	
mm					kN		-
100	140	40	1.1		209	400	NNCF4920V NNCF5020V
	150	67	1.5		391	620	
110	150	40	1.1		220	430	NNCF4922V NNCF5022V
	170	80	2		512	800	
120	165	45	1.1		242	480	NNCF4924V NNCF5024V
	180	80	2		539	880	
130	180	50	1.5		297	530	NNCF4926V NNCF5026V
	200	95	2		765	1250	
140	190	50	1.5		308	570	NNCF4928V NNCF5028V
	210	95	2		809	1370	
150	210	60	2		429	830	NNCF4930V NNCF5030V
	225	100	2		842	1430	
160	220	60	2		466	915	NNCF4932V NNCF5032V
	240	109	2.1		952	1600	
170	230	60	2		457	950	NNCF4934V NNCF5034V
	260	122	2.1		1230	2120	
180	250	69	2		594	1220	NNCF4936V NNCF5036V
	280	136	2.1		1420	2500	
190	260	69	2		605	1290	NNCF4938V NNCF5038V
	290	136	2.1		1470	2600	
200	250	50	1.5		369	800	NNCF4840V NNCF4940V NNCF5040V
	280	80	2.1		704	1500	
	310	150	2.1		1680	3050	
220	270	50	1.5		380	865	NNCF4844V NNCF4944V NNCF5044V
	300	80	2.1		737	1600	
	340	160	3		2010	3600	
240	300	60	2		539	1290	NNCF4848V NNCF4948V NNCF5048V
	320	80	2.1		781	1760	
	360	160	3		2120	3900	
260	320	60	2		561	1400	NNCF4852V NNCF4952V NNCF5052V
	360	100	2.1		1170	2550	
	400	190	4		2860	5100	



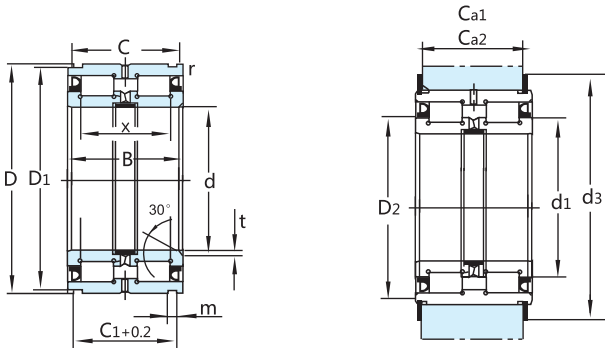
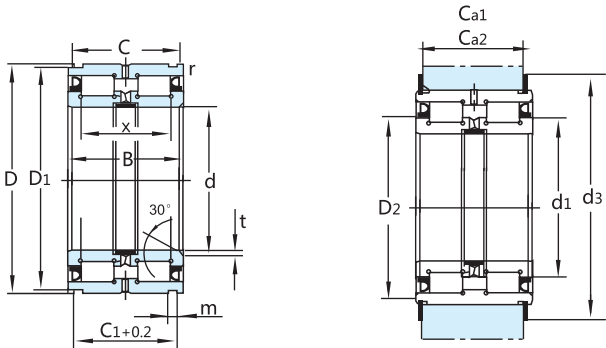
挡肩及倒角尺寸 Abutment and chamfer dimensions			质量 Mass
d _a	D _a	r _a	
mm			kg
106	134	1	2
108	143	1.5	3.95
116	144	1	2.1
120	161	2	6.3
126	136	1	2.9
130	171	2	6.75
138	173	15	3.9
141	190	2	10.3
148	182	1.5	4.2
151	200	2	11
159	201	2	6.6
160	217	2	13.5
170	211	2	7
171	231	2	16
180	220	2	7.3
181	251	2	23
190	240	2	10.7
191	270	2	30.5
201	250	2	11.1
202	280	2	31.5
207	243	1.5	5.9
211	269	2	15.7
212	300	2	41
227	263	1.5	6.4
232	288	2	17
235	327	2.5	52.5
249	292	2	10.3
251	308	2	18.4
256	347	2.5	56
269	276	2	11
272	349	2	32
278	384	3	85.5



基本尺寸 Basic Size					基本额定负荷 Basic load rating 动态dynamic 静态static		型号 Designation (Design)
d	D	B	r _{min}	Ew	C	C ₀	-
mm					kN		
280	350	69	2		737	1860	NNCF4856V NNCF4956V NNCF5056V
	380	100	2.1		1210	2700	
	420	190	4		2920	5300	
300	380	80	2.1		858	2120	NNCF4860V NNCF4960V NNCF5060V
	420	118	3		1680	3750	
	460	218	4		3520	6550	
320	400	80	2.1		897	2280	NNCF4864V NNCF4964V NNCF5064V
	440	118	3		1760	4050	
	480	218	4		3690	6950	
340	420	80	2.1		913	2400	NNCF4868V NNCF4968V NNCF5068V
	460	118	3		1790	4250	
	520	243	5		4400	8300	
360	440	80	2.1		935	2550	NNCF4872V NNCF4972V NNCF5072V
	480	118	3		1830	4500	
	540	243	5		4180	8650	
380	480	100	2.1		1400	3650	NNCF4876V NNCF4976V NNCF5076V
	520	140	4		2380	5700	
	560	243	5		4680	9150	
400	500	100	2.1		1420	3750	NNCF4880V NNCF4980V NNCF5080V
	540	140	4		2420	6000	
	600	272	5		5500	11000	
420	520	100	2.1		1353	3942	NNCF4884V NNCF4984V NNCF5084V
	560	140	4		2235	6000	
	620	272	5		5610	12800	
440	540	100	2.1		1387	4136	NNCF4888V NNCF4988V
	600	160	4		3900	7570	
460	580	118	3		1560	4614	NNCF4892V NNCF4992V
	620	160	4		3030	7770	
480	600	118	3		1197	5838	NNCF4896V NNCF4996V
	650	170	5		3270	8420	
500	620	118	3		1625	2987	NNCF48/500V NNCF49/500V
	670	170	5		3350	8850	

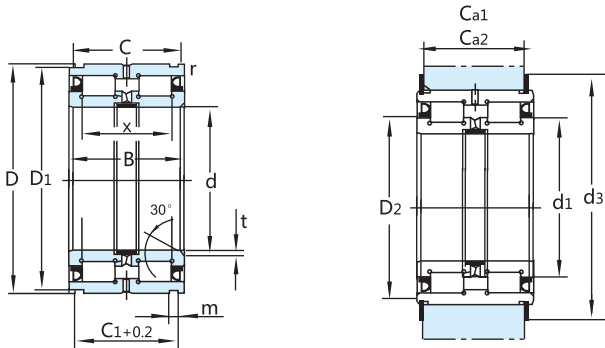
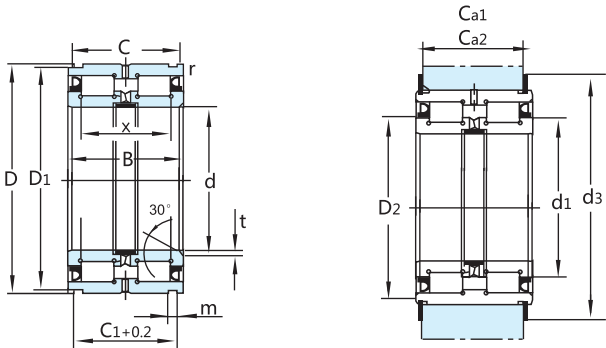


挡肩及倒角尺寸 Abutment and chamfer dimensions			质量 Mass
d _a	D _a	r _a	
mm			kg
290	341	2	16
293	368	2	34
299	404	3	90.5
310	370	2	23
315	406	2.5	52.5
319	443	3	130
331	390	2	24.3
336	425	2.5	55
339	462	3	135
351	360	2	25.6
356	445	2.5	58
362	500	4	185
371	429	2	27
375	464	2.5	61
383	519	4	195
391	469	2	45.5
398	502	3	91.5
403	539	4	200
411	488	2	47.5
418	521	3	95.5
424	578	4	270
440	498	2	49.5
445	533	3	98.5
449	589	4	267
461	518	2	51.5
466	572	3	136
483	555	2.5	177.5
486	591	3	142
503	575	2.5	80.5
510	617	4	167
547	594	2.5	83
568.5	610.5	4	173



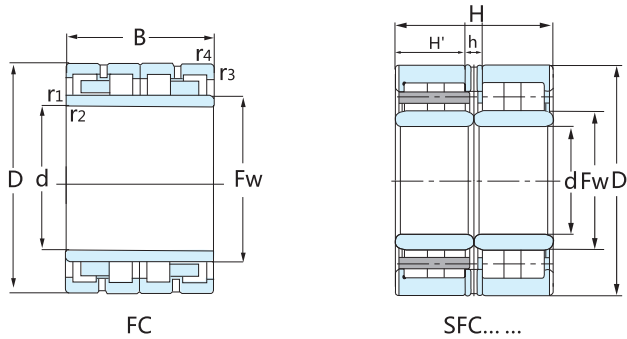
轴径 Shaft Diameter	型号 Designation	质量 Mass kg	尺寸 Dimensions									
			d	D	B	C	C ₁ +0.2	D ₁	m	r _{min}	t	x
70	SL045014PP	1.87	70	110	54	53	48.2	107.1	4.2	0.6	1	42
75	SL045015PP	1.96	75	115	54	53	48.2	112.1	4.2	0.6	1	42
80	SL045016PP	2.71	80	125	6 0	59	54.2	122.1	4.2	0.6	1.5	48
85	SL045017PP	2.83	85	130	60	59	54.2	127.1	4.2	0.6	1.5	48
90	SL045018PP	3.71	90	140	67	66	59.2	137	4.2	0.6	1.5	54
95	SL045019PP	3.88	95	145	67	66	59.2	142	4.2	0.6	1.5	54
100	SL045020PP	3.95	100	150	67	66	59.2	147	4.2	0.6	1.5	54
110	SL045022PP	6.57	110	170	80	79	70.2	167	4.2	0.6	1.8	64
120	SL045024PP	7.04	120	180	80	79	71.2	176	4.2	0.6	1.8	64
130	SL045026PP	10.5	130	200	95	94	83.2	196	4.2	0.6	1.8	77
	SL04130PP	7.5	130	190	80	79	71.2	186	4.2	0.6	1.8	64
140	SL045028PP	11.1	140	210	95	94	83.2	206	5.2	0.6	1.8	77
	SL04140PP	8	140	200	80	79	71.2	196	4.2	0.6	1.8	64
150	SL045030PP	13.3	150	225	100	99	87.2	221	5.2	0.6	2	80
	SL04150PP	8.4	150	210	80	79	71.2	206	5.2	0.6	1.8	64
160	SL045032PP	16.6	160	240	109	108	95.2	236	5.2	0.6	2	89
	SL04160PP	8.8	160	220	80	79	71.2	216	5.2	0.6	1.8	64
170	SL045034PP	22.6	170	260	122	121	107.2	254	5.2	0.6	2	100
	SL04170PP	9.3	170	230	80	79	71.2	226	5.2	0.6	1.8	64
180	SL045036PP	30.1	180	280	136	135	118.2	274	5.2	0.6	2	112
	SL04180PP	9.8	180	240	80	79	71.2	236	5.2	0.6	1.8	64

基本额定负荷 Basic load rating 动态dynamic 静态static C kN		安装尺寸 Mounting dimensions				
C _o	C _o	Ca ₁ -0.2	Ca ₂ -0.2	d ₁	d ₂	d ₃
175	275	43	40	89.95	97	124
201	315	43	40	89.95	97	124
210	340	49	46	97.1	105	137
219	365	49	46	103.9	112	142
305	510	54	51	109.3	118	152
315	530	54	51	113.35	122	157
330	550	54	51	117.35	128	162
395	680	65	62	131.55	143	182
410	740	65	63	140.9	153	196
540	960	77	75	156.75	170	216
430	790	65	63	150.55	160	206
610	1100	77	73	165.4	181	226
445	840	65	63	159.95	170	216
710	1260	81	77	175.7	192	245
465	920	65	61	174.4	185	226
740	1360	89	85	189	207	260
480	970	65	61	184.05	196	236
960	1750	99	97	200.7	220	282
490	1030	65	61	193.9	206	250
1140	2130	110	108	217.8	239	302
500	1080	65	61	203.1	216	260

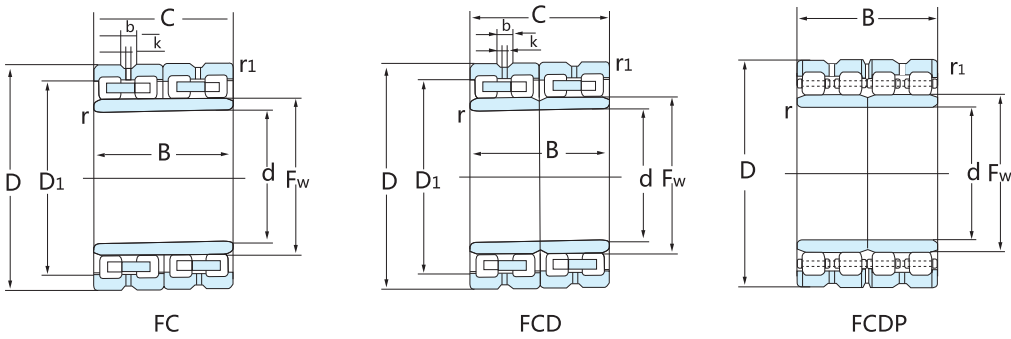


轴径 Shaft Diameter	型号 Designation	质量 Mass	尺寸 Dimensions									
			d	D	B	C	C ₁ +0.2	D ₁	m	r _{min}	t	x
190	SL045038PP	31.5	190	290	136	135	118.2	284	5.2	0.6	2	112
	SL04190PP	12.7	190	260	80	79	73.2	254	5.2	0.6	1.8	64
200	SL045040PP	40.8	200	310	150	149	128.2	304	6.3	0.6	2	126
	SL04200PP	13.2	200	270	80	79	73.2	264	5.2	0.6	1.8	64
220	SL045044PP	52.5	220	340	160	159	138.2	334	6.3	1	2	132
	SL04220PP	19.5	220	300	95	94	83.2	294	5.2	1	2	72
240	SL045048PP	56	240	360	160	159	138.2	354	6.3	1	2	132
	SL04240PP	21	240	320	95	94	83.2	314	6.3	1	2	72
260	SL045052PP	84.5	260	400	190	189	162.2	394	6.3	1.1	3	150
	SL04260PP	22.5	260	340	95	94	83.2	334	6.3	1	3	75
280	SL045056PP	90	280	420	190	189	163.2	413	7.3	1.1	3	150
300	SL045060PP	126	300	460	218	216	185.2	453	7.3	1.1	3	170
	SL04300PP	25.5	300	380	95	94	83.2	374	6.3	1	3	75

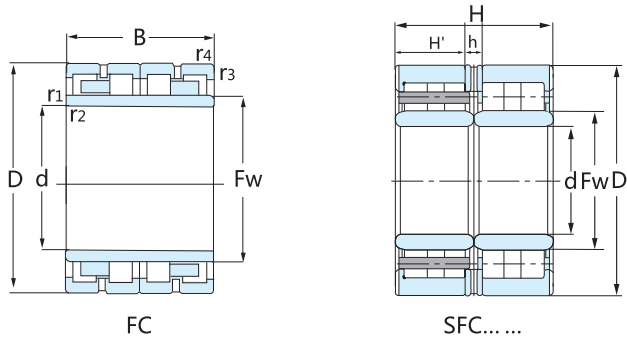
基本额定负荷 Basic load rating		安装尺寸 Mounting dimensions				
动态dynamic C	静态static C ₀	Ca ₁ -0.2	Ca ₂ -0.2	d ₁	d ₂	d ₃
1160	2210	110	108	225.65	248	312
520	1160	65	63	217.55	231	282
1350	2600	120	116	143.05	267	336
540	1210	65	63	227.15	241	292
1570	3050	130	126	259.85	286	366
700	1550	75	73	248.7	264	322
1630	3300	130	126	279.25	305	386
740	1700	75	71	271.7	287	346
2380	4700	154	150	304.95	336	426
840	1990	75	71	292.7	310	366
2600	5200	154	149	320.95	354	453
3000	5800	176	171	346.85	375	493
900	2250	75	71	328.5	346	406



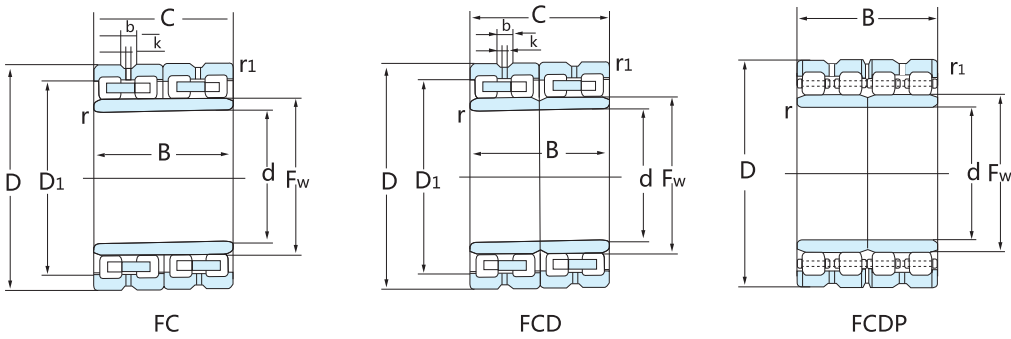
基本尺寸 Basic Size						代号 Code	基本额定负荷 Basic load rating 动态dynamic 静态static C C ₀ kN	
d mm	D	B	F _w	r _{1.2min}	r _{3.4min}	-		
90	140	70	105	1.5	1.1	FC182870	239	385
	140	74	105	1.5	1.1	FC182874	244	496
100	140	70	111	1.5	1.1	FC202870	298	606
	140	104	111	1.5	1.1	FC2028104	345	820
	150	106	113	1.5	1.1	FC2030106	470	854
110	150	80	122	1.5	1.5	FC223080	252	602
	150	120	122	1.5	1.5	FC2230120	349	801
	170	90	127	2	2	FC223490	379	752
	170	120	127	2	2	FC2234120	523	1801
120	180	92	137	2	2	FC243692	527	751
	180	105	135	2	2	FC2436105	550	1200
	180	120	136	2	2	FC2436120	477	1061
130	200	104	150	2	2	FC2640104	445	995
	200	125	149	2	2	FC2640125	598	1176
140	190	119	154	2	2	FC2838119	704	1248
	210	100	158	2	2	FC2842100	715	1248
	210	106	158	2	2	FC2842106	715	1248
	210	125	158	2	2	FC2842125	715	1265
	210	155	158	2	2	FC2842155	715	1331
145	210	155	166	2	2	FC2942155	735	1560
	225	156	169	2	2	FC2945156	835	1820



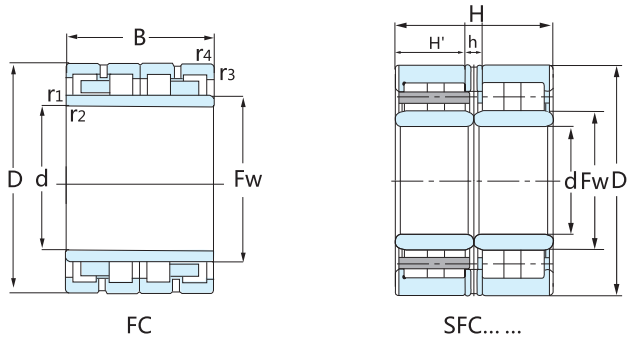
质量 Mass	其它品牌型号 Other brands and models				
kg	SKF mm	FAG	NTN	NSK	KOYO
4.2					
4.5					
3.3					
5.1				400RV1401	
6.8					
4.1					
6.2					
7.9					22FC1790
10.3					
8.4			4R2437		
9.6			4R2438		
11.2					
12.5			4R2628		
14.9					
9.9			4R2832		
12.8					
13.5					
15.7					
19.8					
18.9	314625	511605	4R2906		
24.1	313924A	538522	4R2904	145RV2201	313924



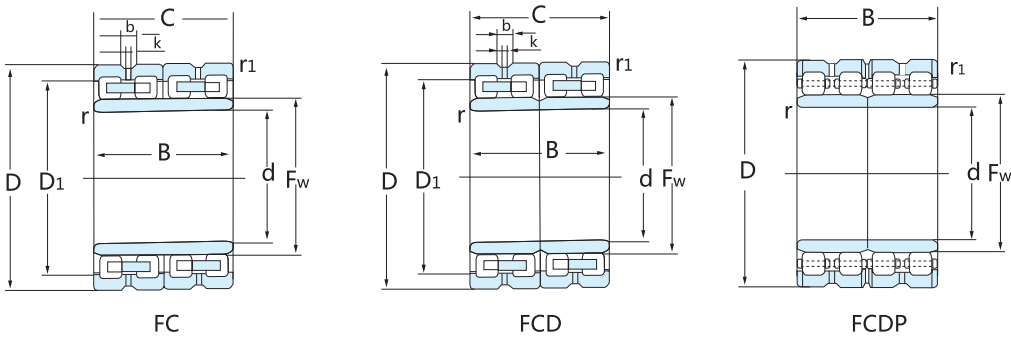
基本尺寸 Basic Size						代号 Code	基本额定负荷 Basic load rating 动态dynamic 静态static C C ₀	
d	D	B	F _w	r _{1.2min}	r _{3.4min}	-	C	C ₀
mm							kN	
150	210	120	166	2	2	FC3042120	587	1380
	220	120	167	2	2	FC3044120	702	1193
	220	150	168	2	2	FC3044150	701	1700
	225	120	169	2	2	FC3045120	702	1408
	225	150	169	2	2	FC3045150	801	1670
	230	130	174	2	2	FC3046130	670	955
	230	150	177	2	2	FC3046150	950	1790
	230	156	174	2	2	FC3046156	825	1810
160	220	180	177	2.1	2.1	FC3244180	940	2560
	225	120	177	2.1	2.1	FC3245120	639	1340
	230	130	178	2.1	2.1	FC3246130	781	1320
	230	130	180	2.1	2.1	FC3246130E	781	1340
	230	168	177	2.1	2.1	FC3246168	895	2200
	230	168	179	2.1	2.1	FC3246168E	1050	2170
	230	168	180	2.1	2.1	FC3246168E1	895	2200
	230	180	178	2.1	2.1	FC3246180	838	2270
	240	120	183	2.1	2.1	FC3248120	635	1301
	240	124	183	2.1	2.1	FC3248124	635	1301
	240	168	183	2.1	2.1	FC3248168	1042	2310
	240	170	183	2.1	2.1	FC3248170	980	2290
170	230	120	187	2	2	FC3446120	819	1580
	230	130	188.5	2	2	FC3446130	670	1400
	230	180	186	2.1	2.1	FC3446180	1034	2035
	240	130	190	2.1	2.1	FC3448130	913	1830
	240	156	189	2.1	2.1	FC3448156	905	2170
	250	150	192	2.1	2.1	FC3450150	720	1716
	250	168	192	2.1	2.1	FC3450168	1040	2320
	250	170	192	2.1	2.1	FC3450170	1170	2428
	255	180	193	2.1	2.1	FC3451180	1380	2500



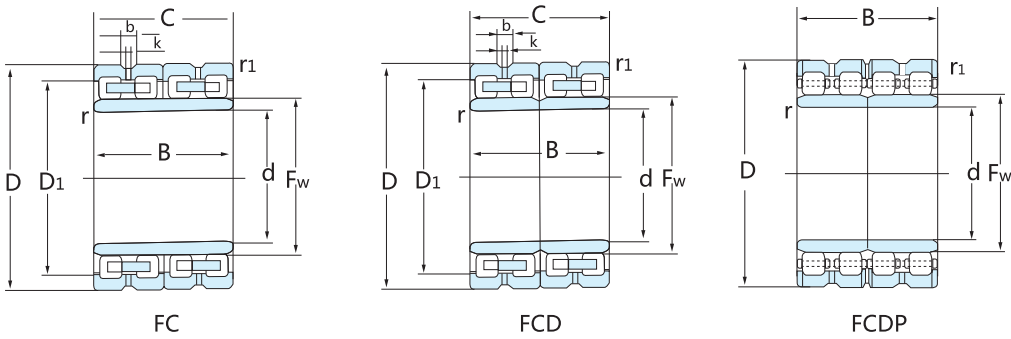
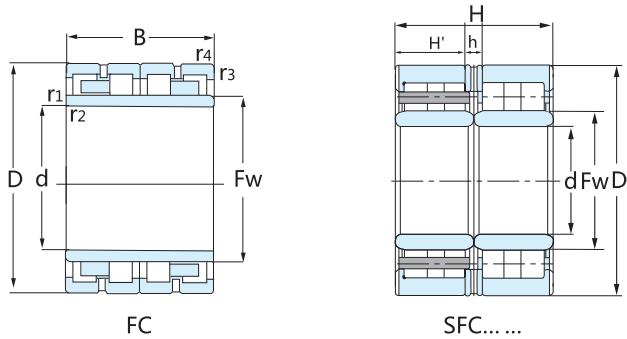
质量 Mass	其它品牌型号 Other brands and models				
kg	SKF mm	FAG	NTN	NSK	KOYO
12.5					
15.5					
19.3			4R3031	150RV2201	30FCC22150A
16.2					
20.9					
19.7			4R3029		
22.8					
24	313891A	508955	4R3040	150RV2302	313891-1
20.2			4R3224		
14.9					
17.7				160VR2301	
17	314190	541515	4R3226		
22.8					
23.5	315189A	510150	4R3232		
23.5				160RV2302	32FC23170A
24.6					32FC23180
18.6					
19.6					
26.7					
27.8			4R3225		
14.3			4R3426		
15.6	313673				
24.5					
18.7	BC4B635122				
22.2			4R3429		
25					
28				170RV2502	34FC25168
28.6					34FC25170
30.5			4R3425	170RV2503	



基本尺寸 Basic Size						代号 Code	基本额定负荷 Basic load rating 动态dynamic 静态static C C ₀ kN	
d	D	B	F _w	r _{1.2min}	r _{3.4min}	-		
mm								
170 (cont.)	260	120	195	2.1	2.1	FC3452120	860	1752
	260	150	195	2.1	2.1	FC3452150	883	1803
	260	170	195	2.1	2.1	FC3452170	1034	2096
	260	192	195	2.1	2.1	FC3452192	1087	2240
	260	225	196	2.1	2.1	FC3452225	1650	3310
180	250	120	200	2.1	2.1	FC3650120	610	1578
	250	130	200	2.1	2.1	FC3650130	716	1922
	250	156	198	2.1	2.1	FC3650156	880	2230
	250	156	200	2.1	2.1	SFC3650156	880	2230
	260	120	202	2.1	2.1	FC3652120	735	1577
	260	124	202	2.1	2.1	FC3652124	735	1577
	260	156	198	2.1	2.1	FC3652156	835	2200
	260	160	202	2.1	2.1	FC3652160	880	2230
	260	168	202	2.1	2.1	FC3652168	990	2300
	260	180	202	2.1	2.1	FC3652180	1000	2600
	265	180	204	2.1	2.1	FC3653180	1040	2649
	280	180	206	2.1	2.1	FC3656180E	1287	2995
	280	180	207	2.1	2.1	FC3656180	1287	2995
190	260	168	208	2.1	2.1	FC3852168	1140	2520
	260	168	212	2.1	2.1	FC3852168E	1140	2600
	265	124	213	2.1	2.1	FC3853124	819	1921
	270	166	212	2.1	2.1	FC3854166	1034	2460
	270	168	212	2.1	2.1	FC3854168	1034	2460
	270	170	213	2.1	2.1	FC3854170	1240	2910
	270	200	212	2.1	2.1	FC3854200	1510	3310
	280	200	214	2.1	2.1	FC3856200	1720	3370
200	270	120	222	2.1	2.1	FC4054120	617	1630
	270	170	222	2.1	2.1	FC4054170	1170	2580
	280	170	222	2.1	2.1	FC4056170	1380	2870

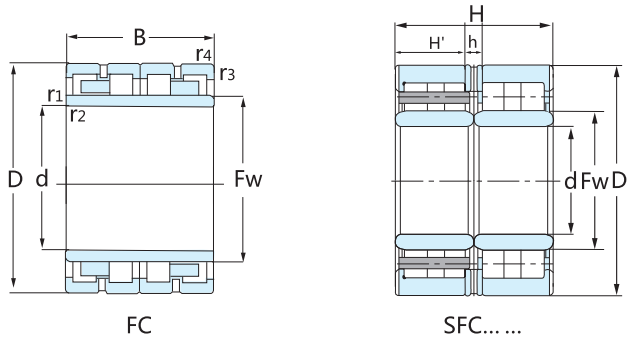


质量 Mass	其它品牌型号 Other brands and models				
kg	SKF mm	FAG	NTN	NSK	KOYO
23					
28.8					
32.7					
36.9					
43.3	313587B	505470	4R3431		
18					
19.5					
23.4					
22.8			4R3625	180RV2501	36FC25156A
21					
21.7					
27.3					
28.4					
29.5	313812	507536	4R3628	180RV2601	313812W
33.2					
33.8					
41		524372			
41.4					
24.9					
27	313651	507735	4R3820	190RV2601	38FC26168-1
21					
30.4					
30.8					
31.7			4R3818		
37.5	314199B	508657	4R3821	190RV2701	314199
42	314049A	510199	4R3823		
19.6					
28.5	314553		4R4039		
32.5					

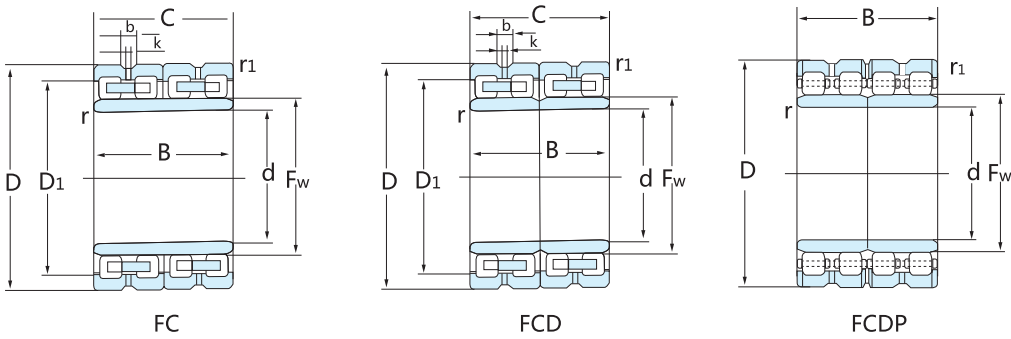


基本尺寸 Basic Size						代号 Code	基本额定负荷 Basic load rating	
d	D	B	F _w	r _{1.2min}	r _{3.4min}		动态dynamic	静态static
mm						-	C	C ₀
200 (cont.)	280	188	222	2.1	2.1	FC4056188	1210	2720
	280	200	222	2.1	2.1	FC4056200E	1510	3310
	280	200	224	2.1	2.1	FC4056200	1210	3200
	290	130	226	2.1	2.1	FC4058130	941	1916
	290	192	226	2.1	2.1	FC4058192	1540	3310
	290	202	226	2.1	2.1	FC4058202	1540	3310
	310	130	229	2.1	2.1	FC4062130	1113	2254
	310	200	229	2.1	2.1	FC4062200	1573	3625
	310	230	229	2.1	2.1	FC4062230	2010	3750
	320	216	231	2.1	2.1	FC4064216	1794	3404
210	290	192	234	2.1	2.1	FC4258192	1185	3245
	290	192	236	2.1	2.1	FC4258192E	1450	3400
	300	170	234	2.1	2.1	FC4260170	1215	2845
	300	210	234	2.1	2.1	FC4260210	1300	3209
220	290	192	239	2.1	2.1	FC4458192	1190	3350
	300	160	245	2.1	2.1	FC4460160	1000	2590
	300	190	240	2.1	2.1	FC4460190	1219	3323
	300	192	242	2.1	2.1	FC4460192	1219	3323
	300	200	240	2.1	2.1	FCD4460200	1790	3900
	310	157	246	2.1	2.1	FC4462157	1300	3400
	310	190	246	2.1	2.1	FC4462190	1320	3450
	310	192	246	2.1	2.1	FC4462192	1680	3650
	310	192	247	2.1	2.1	FC4462192E	1320	3450
	310	204	247	2.1	2.1	FCD4462204	1420	3750
	310	215	242	2.1	2.1	FCD4462215	1590	3950
	310	225	244	2.1	2.1	FCD4462225E	1940	4300
	310	225	245	2.1	2.1	FCD4462225	1480	3950
	310	265	245	2.1	2.1	FCD4462265	1690	4700
	320	160	245	2.1	2.1	FC4464160	1190	2550
	320	192	246	2.1	2.1	FC4464192	1600	3440

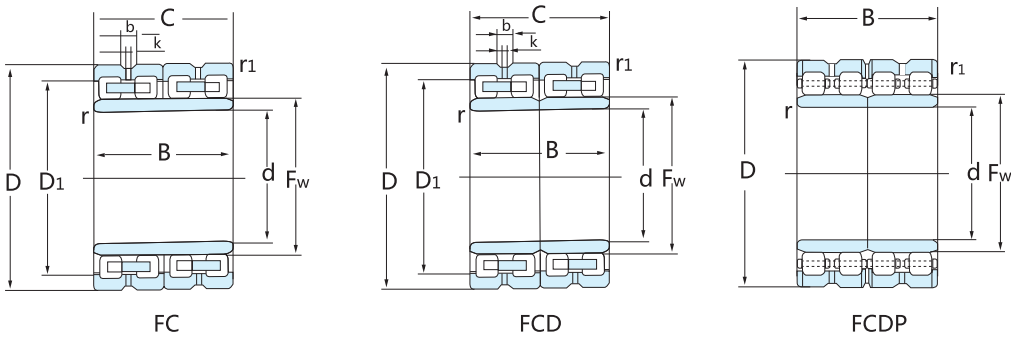
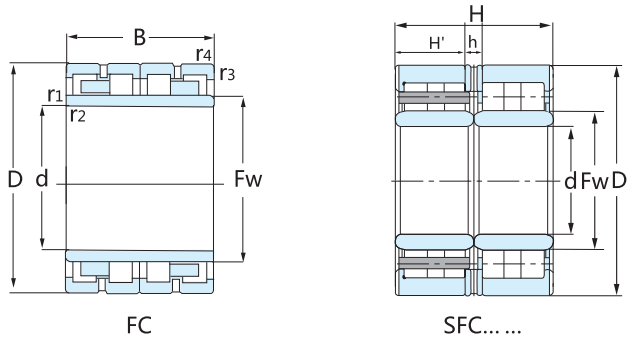
质量 Mass	其它品牌型号 Other brands and models				
kg	SKF mm	FAG	NTN	NSK	KOYO
36					
39	313893	508726	4R4037		313893-1
39.4				200RV2801	
38.5					
42.8	313811	512580	4R4041	200RV2901	313811
43.4					
36.3		524373			
55.8					
64	313639/VJ202				
67			4R4028		
38.2					
41	313646	507628	4R4206	210RV2901	
38.8					
47.9					
33.8			4R4413		
32.8			4R4419		
39.3					
39.7					
41.0	BC2B322341/HB1VJ202				
39.5					
45					
46	313839	507333	4R4426	220RV3101	
46					
49.8			4R4425		
51.5			4R4420		
54.5	313894B	514461			
54.9			4R4416	220RV3102	44FC31225
63.5			4R4430		
46.5			4R4428		
51.5					



基本尺寸 Basic Size						代号 Code	基本额定负荷 Basic load rating 动态dynamic 静态static C C ₀ kN	
d mm	D	B	F _w	r _{1.2min}	r _{3.4min}	-		
220 (cont.)	320	210	246	2.1	2.1	FCD4464210	1820	3600
	320	210	248	2.1	2.1	FCD4464210E	1550	3650
	330	230	249	2.1	2.1	FCD4466230	2050	4000
	340	192	246	2.1	2.1	FC4468192	1820	3600
	340	210	250	2.1	2.1	FCD4468210	1909	3846
	340	290	250	2.1	2.1	FCD4468290	2980	5010
	345	210	250	2.1	2.1	FCD4469210	1909	3846
230	330	170	260	2.1	2.1	FC4666170	1140	2970
	330	206	258	2.1	2.1	FC4666206E	1520	3800
	330	206	260	2.1	2.1	FC4666206	1870	4000
	340	260	261	2.1	2.1	FCD4668260	2050	5100
	365	250	266	2.1	2.1	FCD4673250	2640	4900
240	330	180	265	2.1	2.1	FC4866180	1720	3800
	330	220	264	2.1	2.1	FCD4866220	1639	4340
	330	220	270	2.1	2.1	FCD4866220E	1720	4300
	340	192	268	2.1	2.1	FC4868192	1474	3582
	340	220	268	2.1	2.1	FCD4868220	1670	4200
	350	220	270	2.1	2.1	FCD4870220	1576	4073
	360	220	272	2.1	2.1	FCD4872220E	1912	4374
	360	220	274	2.1	2.1	FCD4872220	1760	4050
250	340	170	274	3	3	FC5068170	1392	3488
	340	220	274	3	3	FC5068220	1329	3123
	340	230	270	3	3	FCD5068230	1700	4350
	350	220	274	3	3	FCD5070220E	1700	4350
	350	220	278	3	3	FC5070220	1700	4350
	350	230	278	3	3	FCD5070230	1700	4350
	360	220	282	3	3	FC5072220	1700	4240

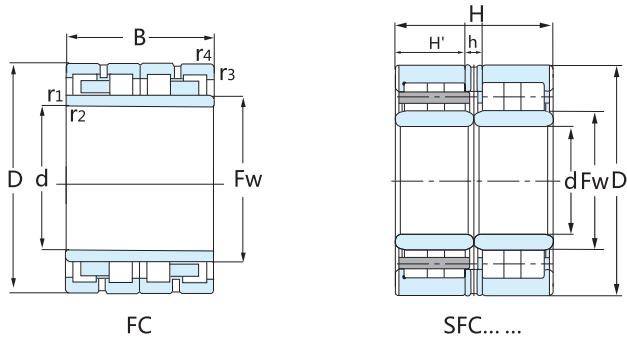


质量 Mass	其它品牌型号 Other brands and models				
kg	SKF mm	FAG	NTN	NSK	KOYO
61		509216			
56			4R4429	220RV3201	44FC32210-1
68.5	314889/VJ202	541452			
64.2					
70.2					
96.3		525147			
73.8					
47.4					
58.6			4R4614		
58	313824	508727		230RV3301	313824
81			4R4611	230RV3401	46FC34260
100	313581A	529113			
49.5	635194	504547			
56.4					
58	313921	508368	4R4811	240RV3301	312943/1YD
55.4					
71					
71					
78.8					
79.6			4R4807		
45					
52.8					
65.0					
58					
65			4R5008	250RV3501	50FC35220
68.7					
73					

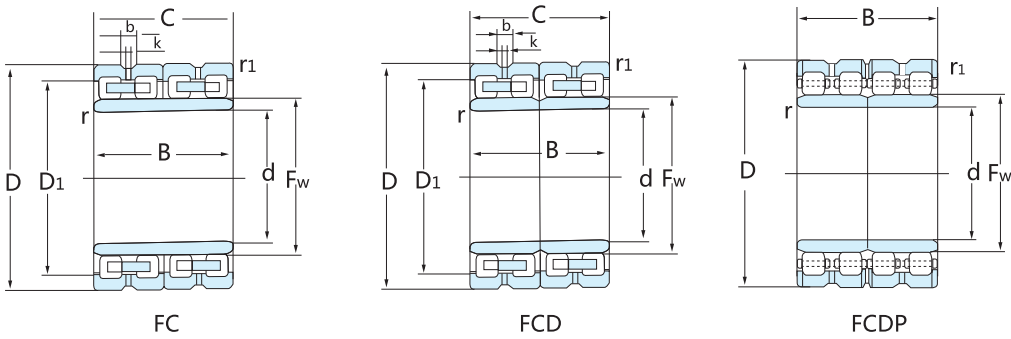


基本尺寸 Basic Size						代号 Code	基本额定负荷 Basic load rating 动态dynamic 静态static C C ₀	
d	D	B	F _w	r _{1.2min}	r _{3.4min}	-	kN	
260	360	192	288	3	3	FC5272192	1609	3874
	360	204	287	3	3	FC5272204	1980	4400
	360	230	292	3	3	FC5272230	1980	4650
	360	260	287	3	3	FCD5272260	2300	5320
	370	192	291	3	3	FC5274192	1670	4012
	370	200	292	3	3	FC5274200	1771	4120
	370	220	292	3	3	FC5274220	2160	4650
	370	230	292	3	3	FC5274230	1760	4450
	380	220	292	3	3	FC5276220	2104	4900
	380	280	294	3	3	FCD5276280E	2420	6250
	380	280	295	3	3	FCD5276280	2720	6250
	400	290	296	3	3	FCD5280290	3520	7100
	400	335	294	3	3	FCD5280335	3750	7340
265	370	234	300	3	3	FCD5374234	2240	5400
270	380	230	298	3	3	FC5476230	2000	5050
	380	275	298	3	3	FCD5476275E	3080	6990
	380	275	300	3	3	FCD5476275	3080	6990
	390	220	306	3	3	FC5478220	1800	4803
	390	240	298	3	3	FCD5478240	2236	5330
	400	220	305	3	3	FC5480220	1822	4600
280	375	200	307	3	3	FC5675200	1500	4310
	380	170	306	3	3	FC5676170	1710	3590
	380	192	310	3	3	FC5676192	1560	4580
	380	290	308.5	3	3	FCD5678290	2750	6950
	390	220	312	3	3	FC5678220	2240	5000
	390	240	312	3	3	FC5678240	2008	5331
	390	275	308	3	3	FCD5678275	2424	6350
	390	275	312	3	3	FCD5678275Y	2010	5330

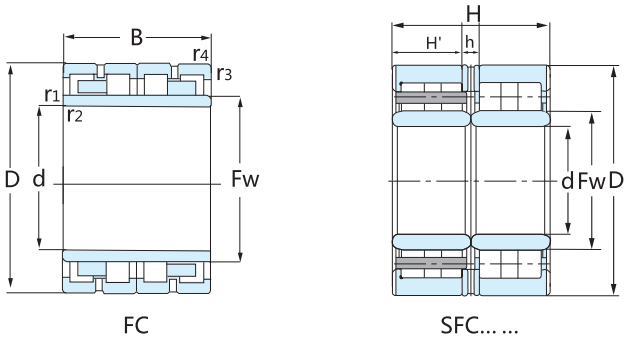
质量 Mass	其它品牌型号 Other brands and models				
kg	SKF mm	FAG	NTN	NSK	KOYO
60					
64.5	314997/ VJ202 BC4B320956				
73.5					
80.0					52FC36260
66					
68.9					
76.5	313823	507336	4R5217	260RV3701	313823
79.3					
85					
108			4R5213	260RV38301	
108					
135	313427B	518214			
149					52FC40335W
80	313922	517423			
81.8				270RV3801	
97.8					
101.3					
86.7					
94					
95.3					
63.5					
55.0					56FC38170W
64.6					
75	BC4-0001				
81.5	313822	507339	4R5611	280RV3901	313822
90					
105	314719C	527104	4R5612		
105		513729A			



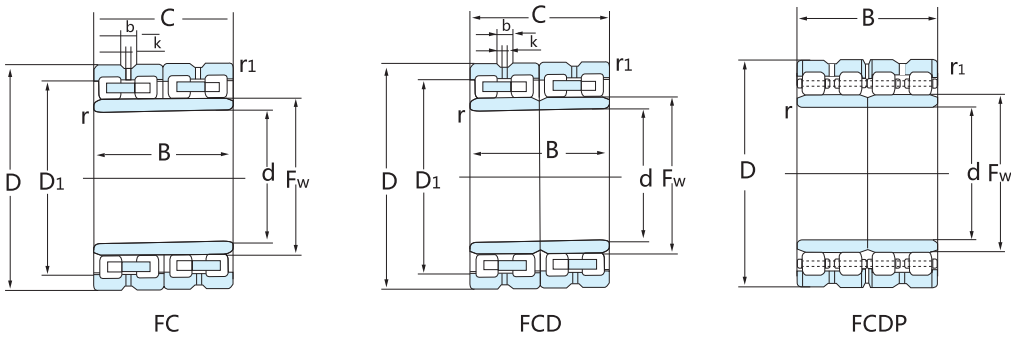
基本尺寸 Basic Size						代号 Code	基本额定负荷 Basic load rating 动态dynamic 静态static C C ₀	
d	D	B	F _w	r _{1.2min}	r _{3.4min}	-	kN	
280 (cont.)	400	285	316	3	3	FCD5680285	3140	7350
	410	300	313	3	3	FCD5682300	3520	7450
	420	280	318	3	3	FCD5684280	2945	7212
	420	300	319	3	3	FCD5684300	3410	7180
290	390	190	316	4	4	FC5878190	2050	4550
	390	234	320	4	4	FC5878234	1990	5400
	400	180	320	4	4	FC5880180	2189	5385
	410	240	320	4	4	FC5882240	2340	5600
	420	300	327	4	4	FCD5884300	2790	7369
	440	310	328	4	4	FCD5888310	4300	9700
300	400	300	328	4	4	FCD6080300	2330	6900
	420	180	332	4	4	FCD6084180	2200	6780
	420	218	332	4	4	FC6084218	2014	4956
	420	240	332	4	4	FC6084240	2264	5644
	420	240	334	4	4	SFC6084240	2020	5450
	420	300	332	4	4	FCD6084300	3250	7270
	460	270	344	4	4	FCD6092270	2670	5800
	460	350	341	4	4	FCD6092350	5500	9700
310	430	240	344.5	4	4	FC6286240	2244	5950
320	440	240	351	4	4	FC6488240	2169	5051
	440	286	350	4	4	FCD6488286	6900	8564
	440	300	351	4	4	FCD6488300	2193	5364
	450	180	355	4	4	FC6490180	2193	5364
	450	240	354	4	4	FC6490240	2320	5750
	450	240	355	4	4	SFC6490240	2320	5750
	460	300	357	4	4	FCD6492300	2567	6087
	460	240	364	4	4	FCD6492240	2920	7200
	460	280	357	4	4	FCD6492280	3100	7300



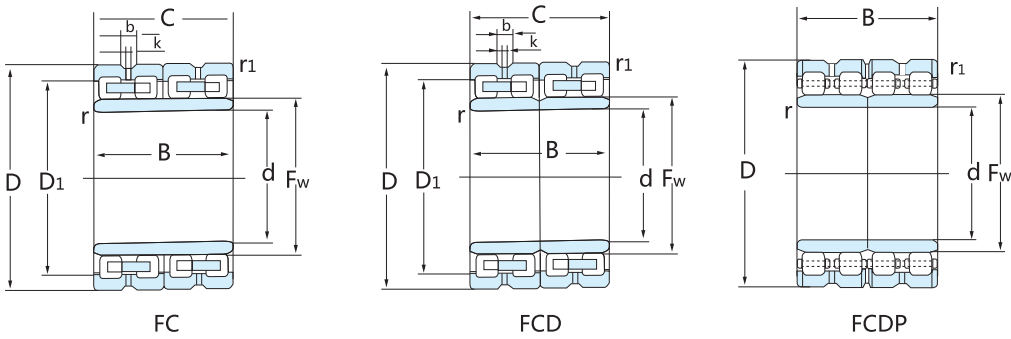
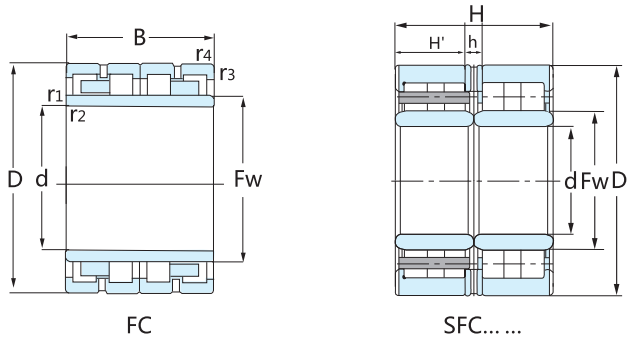
质量 Mass	其它品牌型号 Other brands and models				
kg	SKF mm	FAG	NTN	NSK	KOYO
120	314070/VJ202				
133.9	314897/VJ202				
136.5					
150	313487			280RV4201	
67	635195				
79.6					
68					
102.3			4R5806		
141			4R5805	290RV4201	
170		517796			
104			E-4R6014	300RV4021	
92.4					
93.7					
103					300RV4201
106			E-4R6017		
130	314484D	560840	E-4R6020		60FC42300W
162			E-4R6019		
250		517795			
107			E-4R6202	310RV4301	
112.9					
142		537046			
142					
90.1					
125					
116					320RV4502
163					
140	BC4B322216/VJ202				
159					



基本尺寸 Basic Size						代号 Code	基本额定负荷 Basic load rating 动态dynamic 静态static	
d mm	D	B	F _w	r _{1.2min}	r _{3.4min}	-	C kN	C ₀
320 (cont.)	460	340	360	4	4	FCD6492340	3400	9450
	470	350	357	4	4	FCD6494350	5200	9780
	480	350	364	4	4	FCD6496350	4950	10800
330	430	230	358	4	4	FC6686230	1986	5644
	440	200	360	4	4	FC6688200	1820	4850
	460	340	365	4	4	FCD6692340	3650	8950
	460	340	364	4	4	FCD6692340E	3860	9150
340	450	250	364	4	4	FC6890250E	2400	6530
	450	250	371	4	4	FC6890250	2307	6585
	450	250	368	4	4	FC6890250E1	2750	6480
	460	260	370	4	4	FC6892260	3120	8120
	480	280	374	4	4	FC6896280	3120	8120
	480	350	378	4	4	FCD6896350	3575	10510
	490	300	377	4	4	FCD6898300	3350	8300
	500	370	385	4	4	FCD68100370	5230	11800
	560	380	396	4	4	FCD68120380	6820	12900
350	500	380	389	4	4	FCDP70100380	3880	10800
	500	410	388	4	4	FCDP70100410	5830	13700
	520	300	401	4	4	FCDP70104300	4290	9000
360	480	290	392	4	4	FC7296290E	3470	8510
	480	290	394	4	4	FC7296290	2773	8075
	500	250	394	4	4	FC72100250	3580	7350
	510	370	399	4	4	FCD72102370	3756	10700
	510	400	397	4	4	FCDP72102400	4250	11500
	520	380	405	4	4	FCDP72104380	3350	8300
370	480	230	400	4	4	FC7496230	2100	6250
	480	250	401	4	4	FC7496250	2650	7422

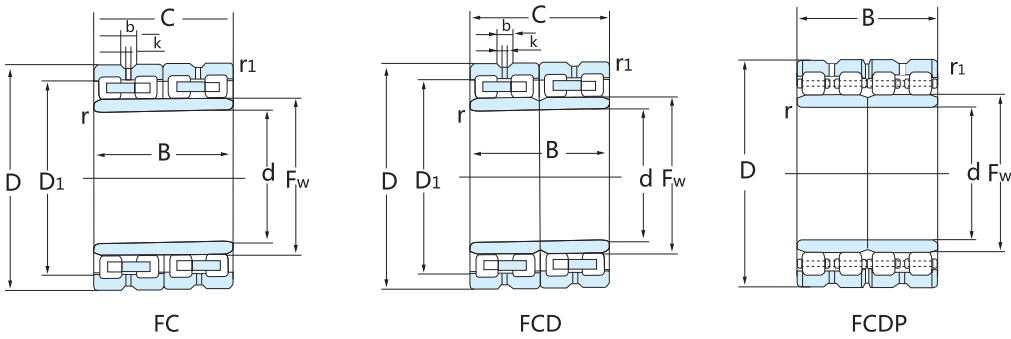
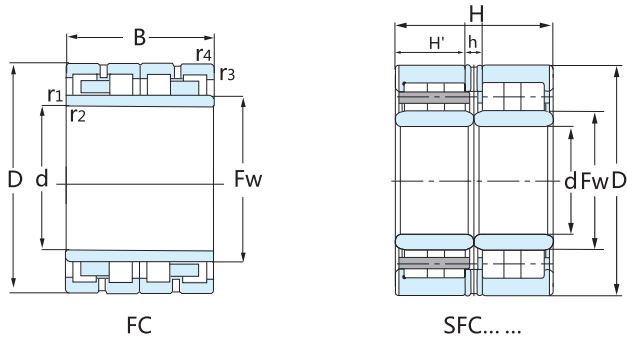


质量 Mass	其它品牌型号 Other brands and models				
kg	SKF mm	FAG	NTN	NSK	KOYO
178	314274B	532592 541851	E-4R6412		
225					
235					
87.4	313445C	543447	E-4R6603	330RV4601	66FC46340
83.6			E-4R6605		
175					
174					
108.1	314485A BC4B322261/HB1 313404A	527634 517749 545171	E-4R6804 68FC45250BW		
124.4					
106					
124.8					
159.9					
200.9					
187					
260					
350					
242.3	314563/VJ202	532001	72FC48290		
285	BC4B322777/HB1				
220	BC2B319878/VJ202				
145	BC2B320075/VJ202	562913	E-4R7203		
146.2					
145					
263					
262					
266.2					
106	E-4R7405				
116.3					



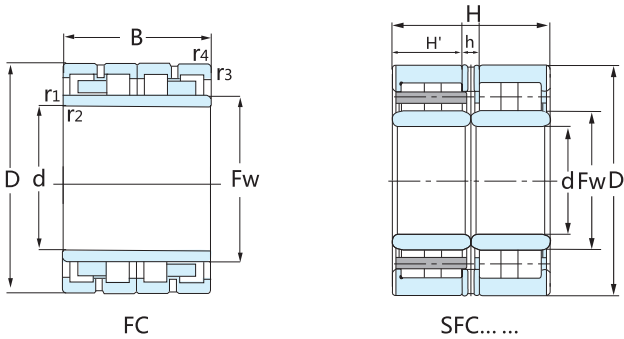
基本尺寸 Basic Size						代号 Code	基本额定负荷 Basic load rating 动态dynamic 静态static C C ₀	
d	D	B	F _w	r _{1.2min}	r _{3.4min}	-	kN	
370 (cont.)	520	380	409	4	4	FCDP74104380	3100	7850
	520	400	413	4	4	FCDP74104400	4740	11900
	530	400	413	4	4	FCDP74106400	4430	10800
	540	400	415	4	4	FCDP74108400	4400	12400
380	500	290	414	4	4	FCD76100290	2862	8545
	520	280	417	4	4	FCD76104280	3400	9150
	520	280	426	4	4	FCD76104280E	2860	7200
	520	290	418	4	4	FCD76104290	3069	8286
	520	300	416	4	4	FCD76104300	3550	9600
	540	300	421	4	4	FCD76108300	5010	11000
	540	340	424	4	4	FCD76108340	3952	10660
	540	400	422	4	4	FCDP76108400E	4830	14000
	540	400	424	4	4	FCDP76108400	4300	12000
	560	300	424	4	4	FCDP76112300	4950	9650
	560	325	428	4	4	FCDP76112325	5230	10600
390	510	290	424	4	4	FCD78102290	2905	7448
	540	320	431	4	4	FCD78108320	5280	12200
	550	310	430	4	4	FCD78110310	5120	11200
	550	400	434	4	4	FCDP78110400	5130	12400
400	520	250	432	5	5	FCD80104250	2552	4748
	540	380	436	5	5	FCDP80108380	4550	9780
	550	300	438	5	5	FCDP80110300E	4460	10400
	550	300	441	5	5	FCDP80110300	3525	9486
	560	400	446	5	5	FCDP80112400	4250	11800
	560	410	445	5	5	FCDP80112410	5600	16500
	590	440	450	5	5	FCDP80118440	7370	16600
410	560	400	450	5	5	FCDP82112400	6700	16600
	600	440	450	5	5	FCDP82120440	7650	17300

质量 Mass	其它品牌型号 Other brands and models				
kg	SKF mm	FAG	NTN	NSK	KOYO
255	314486A	543975		370RV4801	
268					74FC52400W
302				370RV5401	
311					
152.4					
174			E-4R7605		
185	NNU4976B/DRW33				
181.8					
210			E-4R7607		
220	313030A	541982			
249					
295	BC4B313511B	544794	E-4R7604		
280				380RV5401	76FC54400CW
260	BC4B322189				
265	BC4B322264/HB1				
155.8					
230	BC4B322498				
240	313190A				
303				390RV5521	78FC55400AW
137.3					
273		533426			
214					80FC55300
212.7					
303			E-4R8007		
313.3	313015DC	545614	E-4R8010	400RV5611	80FC56410
415	315802/VJ202				
300	316689	543736			
425	313877B	545588			

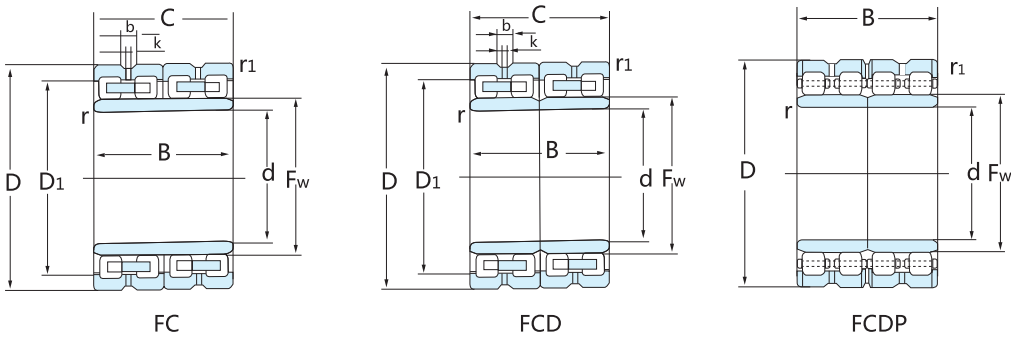


基本尺寸 Basic Size						代号 Code	基本额定负荷 Basic load rating	
d mm	D	B	F _w	r _{1.2min}	r _{3.4min}		动态dynamic 静态static	
							C	C ₀
420	560	260	468	5	5	FCD84112260	3740	9650
	560	280	457	5	5	FCD84112280	3930	9140
	580	320	463	5	5	FCD84116320	4680	10800
	600	440	470	5	5	FCDP84120440	5768	17100
	620	300	473	5	5	FCD84124300	5200	15800
	620	400	473	5	5	FCDP84124400E	6930	15600
	620	400	478	5	5	FCDP84124400	5000	13400
430	570	340	465	5	5	FCD86114340	6000	16800
	590	420	476	5	5	FCDP86118420	4450	13400
440	620	450	487	5	5	FCDP88124450E	7810	19600
	620	450	490	5	5	FCDP88124450	6350	19000
	650	355	494	5	5	FCD88130355	6700	14000
	660	340	492	5	5	FCDP88132340	6710	13700
450	590	300	490	5	5	FCD90108300	3910	12000
	590	435	486	5	5	FCDP90108435	5150	14800
	630	450	500	5	5	FCDP90126450	6820	16600
460	610	322	499	5	5	FCD92122322	4100	14600
	620	320	500	5	5	FCD92124320	4800	16200
	620	400	502	5	5	FCD92124400	6500	17000
	650	355	509.5	5	5	FCD92130355	6270	14600
	650	424	510	5	5	FCDP92130424	7810	18300
	650	470	509	5	5	FCDP92130470	8800	22400
	660	475	508	5	5	FCDP92132475	11000	35000
	670	500	522	5	5	FCDP92134500	7650	22700
	700	540	519	5	5	FCDP92140540	12000	37500
480	650	340	522	5	5	FCD96130340	6550	18400
	650	420	522	5	5	FCD96130420	8120	23700

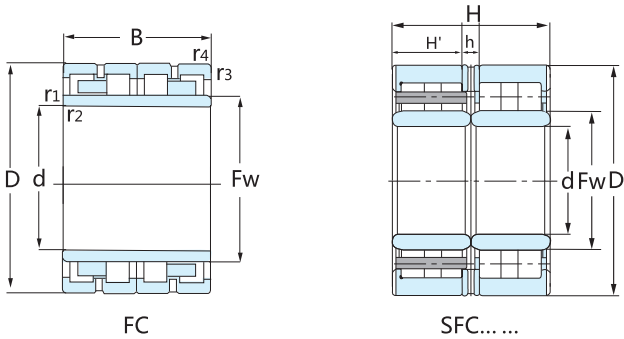
质量 Mass	其它品牌型号 Other brands and models				
	SKF mm	FAG	NTN	NSK	KOYO
kg					
210	BC2B320074/VAJ202				
191.1					
250	313555C/VJ202				
400	313513	545467			84FC56280
416					
430	314391/VJ202				
410	E-4R8401				
260					
347	562415				
	430RV5921				
427.2	314554B	545628	E-4R8801		88FC62450AW
430					
420	316899A			440RV6221	
430	635043				
245	315811E				
345					
433	542648				
	90FC63450A				
290					
290	526420				
343.9	526026				
380	E-4R9209				
450	313031A				
450	315196A	513584A			
510	314560	518846	E-4R9216		92FC65470W
585					
596	517693				
785	460RV6721				
	529368				
320					
440	525884				
	525912				



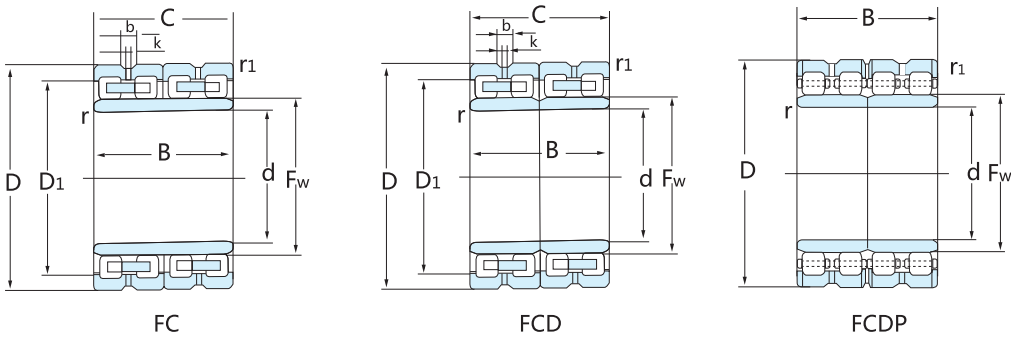
基本尺寸 Basic Size						代号 Code	基本额定负荷 Basic load rating 动态dynamic 静态static C C ₀	
d	D	B	F _w	r _{1.2min}	r _{3.4min}	-	C	C ₀
mm							kN	
480 (cont.)	650	450	525	5	5	FCDP96130450	6560	21000
	680	420	528	5	5	FCD96136420	6720	19100
	680	500	528	5	5	FCDP96136500	7480	23000
	680	500	532	5	5	FCDP96136500E	7616	23700
	680	500	534	5	5	FCDP96136500E1	7700	23100
	700	500	534	5	5	FCDP96140500	9200	34200
	700	530	536	5	5	FCDP96140530	8300	31500
500	650	260	542	6	6	FCD100130260	4020	10200
	670	450	540	6	6	FCDP100134450E	5775	21300
	670	450	556	6	6	FCDP100134450	4500	11400
	680	405	550	6	6	FCDP100136405	5400	16500
	680	450	550	6	6	FCDP100136450	5775	21300
	690	470	547	6	6	FCDP100138470	7650	22500
	690	510	552	6	6	FCDP100138510	9010	24600
	700	500	554	6	6	FCDP100140500	11600	38000
	700	515	554	6	6	FCDP100140515	8150	25200
	710	480	558	6	6	FCDP100142480	8800	21600
	720	400	558	6	6	FCDP100144400	7920	17600
	720	530	560	6	6	FCDP100144530	8550	25300
	720	530	568	6	6	FCDP100144530E	10800	28500
	670	320	554	6	6	FCD102134320	4550	13500
	680	500	560	6	6	FCDP102136500	8970	26000
510	700	540	558	6	6	FCDP102140540	8300	25000
	730	520	565	6	6	FCDP102146520E	13400	42000
	730	520	569	6	6	FCDP102146520	9520	22000
	760	550	570	6	6	FCDP102152550	12100	26500
520	700	540	564	6	6	FCDP104140540	8200	25500
	735	535	574.5	6	6	FCDP104147535	9000	26600
	750	530	576	6	6	FCDP104150530	13700	45000



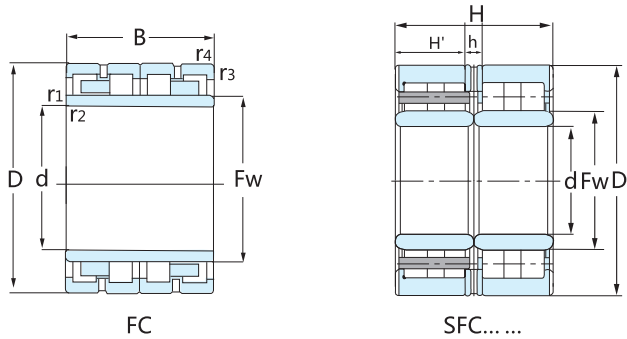
质量 Mass	其它品牌型号 Other brands and models				
kg	SKF mm	FAG	NTN	NSK	KOYO
401.4	316690B	547660	E-4R9609		
515	319320	533522			
605	316624				
585	313516D	514445B	E-4R9604		
630				480RV6811	96FC68500
675		546125			
720		523399			
225	319254/VJ202				
463	316083A				
458		533023			
452.7					
500	BC4B316515	546335			
590			E-4R10016		
590			E-4R10006		100FC69510
615		517692			
680			E-4R10011	500RV7021	
610	316968A	530488			
530	BC4B322066				
782				500RV7211	
780	314441B	513378A	E-4R10015		
335			E-4R10201		
522	BC4B319411				
689			E-4R10202		
745		514646			
750	BC4-8009/HB1				
950	BC4-8007/HB1	517690			
658			E-4R10403		
740			E-4R10402	520RV7331	104FC74535
810		541647			



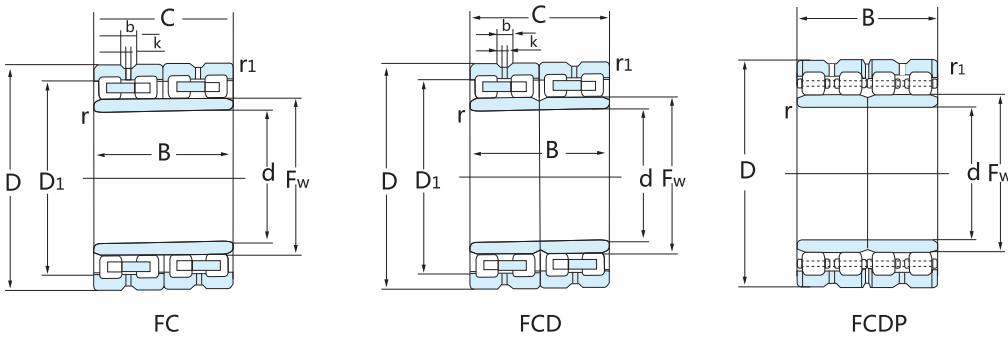
基本尺寸 Basic Size						代号 Code	基本额定负荷 Basic load rating 动态dynamic 静态static	
d mm	D	B	F _w	r _{1.2min}	r _{3.4min}	-	C kN	C ₀
530	700	540	574	6	6	FCDP106140540	8150	26500
	760	520	587	6	6	FCDP106152520E	11700	28500
	760	520	590	6	6	FCDP106152520	9150	26700
	780	500	591	6	6	FCDP106156500	9350	20400
	780	570	595	6	6	FCDP106156570	12500	30600
	780	570	601	6	6	FCDP106156570E	12800	32500
	870	670	615	6	6	FCDP106174670	21200	67000
550	740	510	600	6	6	FCDP110148510	10100	27000
	800	520	612	6	6	FCDP110160520E	11700	26500
	800	520	622	6	6	FCDP110160520	9450	27000
	800	560	610	6	6	FCDP110160560	12100	28000
560	680	360	590	6	6	FCDP112136360	4650	16500
	800	600	620	6	6	FCDP112160600	13000	33400
	820	600	625	6	6	FCDP112164600	14200	34000
	820	630	625	6	6	FCDP112164630	14000	45200
570	815	594	628	6	6	FCDP114163594	11800	34500
	830	600	635	6	6	FCDP114166600	17600	67800
580	850	640	648	6	6	FCDP116170640	18000	63400
600	820	550	660	6	6	FCD120164550	9400	30400
	820	575	660	6	6	FCDP120164575	13000	36000
	870	540	672	6	6	FCDP120174540	12080	38300
	870	640	672	6	6	FCDP120174640E	15700	40000
	870	640	682	6	6	FCDP120174640	15100	40000
	920	680	674	6	6	FCDP120184680	22800	67100
610	820	430	665	6	6	FCDP122164430	9350	23600
	870	660	680	6	6	FCDP122174660	15200	40300



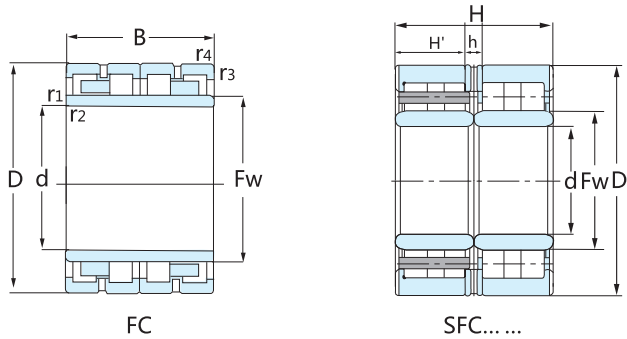
质量 Mass	其它品牌型号 Other brands and models				
	SKF mm	FAG	NTN	NSK	KOYO
kg					
626			E-4R10603		
775	314886A	537383			
800			E-4R10601		
805	315040/VJ202				
952					106FC78570
960	314517A	517689A	E-4R10602		
1680		543481			
621.8	316691B	532843			
895	316115/VJ202				
965			E-4R11001		
930	BC4B322719/HB1		517688		
265			E-4R11202		
1010					112FC80600
1080	BC4B322930/HA4		517687A		
1240		526708			
1010			E-4R11402	570RV8111	114FC81594
1200		517686			
1275		517685			
900		518780			
910	315175A				
1150	315068A	533259	E-4R12002		
1340	315513	517684A	E-4R12001		
1300	314317A				
1800		526235			
652.4	315257A				
1400			E-4R12202	610RV8711	122FC87660



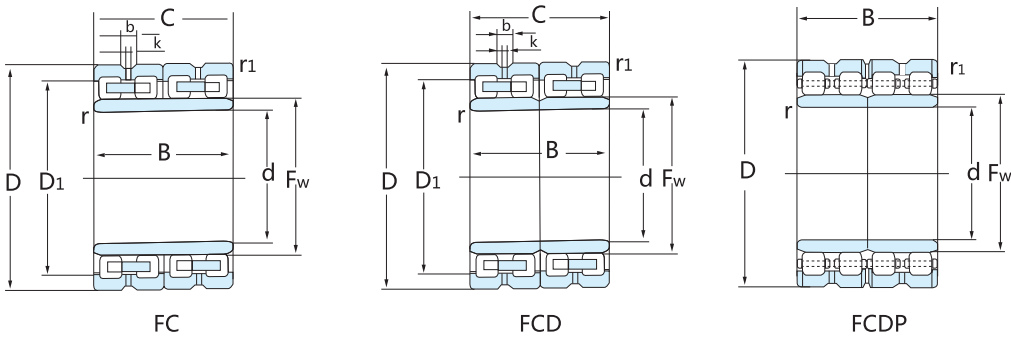
基本尺寸 Basic Size						代号 Code	基本额定负荷 Basic load rating 动态dynamic 静态static C C ₀ kN	
d mm	D	B	F _w	r _{1.2min}	r _{3.4min}	-		
630	850	436	690	6	6	FCD126170436	7480	23600
	900	670	698	6	6	FCDP126180670	20800	63500
650	900	650	704	7.5	7.5	FCDP130180650	17200	41500
	920	670	723	7.5	7.5	FCDP130184670	13700	46500
	920	690	723	7.5	7.5	FCDP130184690	14300	46500
	920	690	724	7.5	7.5	FCDP130184690E	16700	45500
660	820	440	702	7.5	7.5	FCD132164440	7480	22800
	880	450	727	7.5	7.5	FCD132176450	7210	23600
670	950	700	750	7.5	7.5	FCDP134190700	14500	47300
680	940	600	743	7.5	7.5	FCDP136188600	13800	53400
	980	640	760	7.5	7.5	FCDP136196640	17200	44000
690	980	715	767.5	7.5	7.5	FCDP138196715	15840	51300
	980	750	766	7.5	7.5	FCDP138196750	18900	50800
700	930	620	763	7.5	7.5	FCD140186620	12900	43000
	980	600	774	7.5	7.5	FCD140196600	17800	48200
710	1000	715	787.5	7.5	7.5	FCDP142200715	16800	54500
730	940	500	780	7.5	7.5	FCD146188500	12300	42500
	960	620	790	7.5	7.5	FCDP146192620	15400	45000
	1030	750	809	7.5	7.5	FCDP146206750	20900	58500
750	1000	500	816	7.5	7.5	FCD150200500	12300	33500
	1000	670	813	7.5	7.5	FCDP150200670	17600	50000
780	1070	780	853	7.5	7.5	FCDP156214780	22400	61000



质量 Mass	其它品牌型号 Other brands and models				
kg	SKF mm	FAG	NTN	NSK	KOYO
720 1525	BC2-8012/HB1VJ202	517683			
1260 1460 1550 1490	BC4-8002/HA6 313007C	515194A	E-4R13005 E-4R13003	650RV9211	130FC92690
530 785	239509FA 313477/VJ202		E-4R13201		
1670					
1260 1590	313154C	533683 524229			
1780 1850	313008A	517681	E-4R13802	690RV9831	138FC98750
1197 1680	316967	530487	E-4R14003	700RV9311	140FC98700
1860	313403C	517680A	E-4R14205		
872 1220 2040	315982 314518B	526447 525438 517679			
1150 1480	314420/VJ202 315973	524881A 524881A			
2300	BC4-8015/HB1	540088			



基本尺寸 Basic Size						代号 Code	基本额定负荷 Basic load rating 动态dynamic 静态static C C ₀ kN	
d mm	D	B	F _w	r _{1.2min}	r _{3.4min}	-		
800	1080	700	870	7.5	7.5	FCDP160216700	16500	55000
	1080	700	878	7.5	7.5	FCDP160216700E	19800	58500
	1080	750	880	7.5	7.5	FCDP160216750	18400	55000
	1150	850	905	7.5	7.5	FCDP160230850	21000	76000
820	1130	800	903	7.5	7.5	FCDP164226800	24200	68000
	1160	840	910	7.5	7.5	FCDP164232840	21600	71000
	1160	840	911	7.5	7.5	FCDP164232840E	21900	71500
850	1150	650	941	7.5	7.5	FCD170230650	15700	51000
	1150	800	930	7.5	7.5	FCDP170230800	19700	71000
	1150	840	928	7.5	7.5	FCDP170230840	25500	75000
	1180	650	945	7.5	7.5	FCD170236650	17100	54500
	1180	850	928	7.5	7.5	FCDP170236850E	24100	78500
	1180	850	940	7.5	7.5	FCDP170236850	21100	72000
	1220	900	940	7.5	7.5	FCDP170244900	28000	82400
900	1220	840	989	7.5	7.5	FCDP180244840	26400	80000
	1280	930	1000	7.5	7.5	FCDP180256930	33000	93000
950	1300	850	1044	7.5	7.5	FCDP190260850	27200	91100
	1360	975	1075	7.5	7.5	FCDP190272975	34000	100000
	1360	1000	1075	7.5	7.5	FCDP1902721000	37500	105000
980	1310	880	1061.7	7.5	7.5	FCDP196262880	28500	86500
1000	1360	800	1101	7.5	7.5	FCDP200272800	27000	82800



质量 Mass kg	其它品牌型号 Other brands and models				
	SKF mm	FAG	NTN	NSK	KOYO
1950			E-4R16004		
1950	315599A	526169			
2050			E-4R16005	800RV1032	160FC108750
2850					
2540	BC4B320455		E-4R16406		
2930			E-4R16403		
2900				800RV1121	
1980			E-4R17001		
2430			E-4R17003		
2570	315826A	545636			
2270			E-4R17004		
2970			E-4R17002		
2850				850RV1111	
3720		523397			
3060	316043	527048			
4080	313528C	541812			
3500					
4895	BC4B319862				
5013	314520C				
3300	319303				
3560	316234A				